



# **CRF250X**

**CRF250X<sub>4</sub>**  
**CRF250X<sub>5</sub>**  
**CRF250X<sub>6</sub>**

**PARTS CATALOGUE**

**3**



# PARTS CATALOGUE NEWS

Honda Motor Co., Ltd. Service Division

## PARTS CATALOGUE - CORRECTED

Printed in Japan

CODE NO.	13KSC403
PARTS CATALOGUE TITLE	CRF250X CRF250X 4 CRF250X 5
NEWS NO.	001

Block No.	Ref. No.	Note	Part No.	Description	Reqd. QTY			Serial No.	Parts catalogue code
					4	5	6		
F-2	4	L	50130-KSC-000	STAY, COUPLER .....	1	-	-		
					-	1	-	-----	DK
					-	1	-	----- 5K112229	ED
		T	50130-KSC-010	.....	-	1	-	5K112230 -----	ED
					-	-	1		

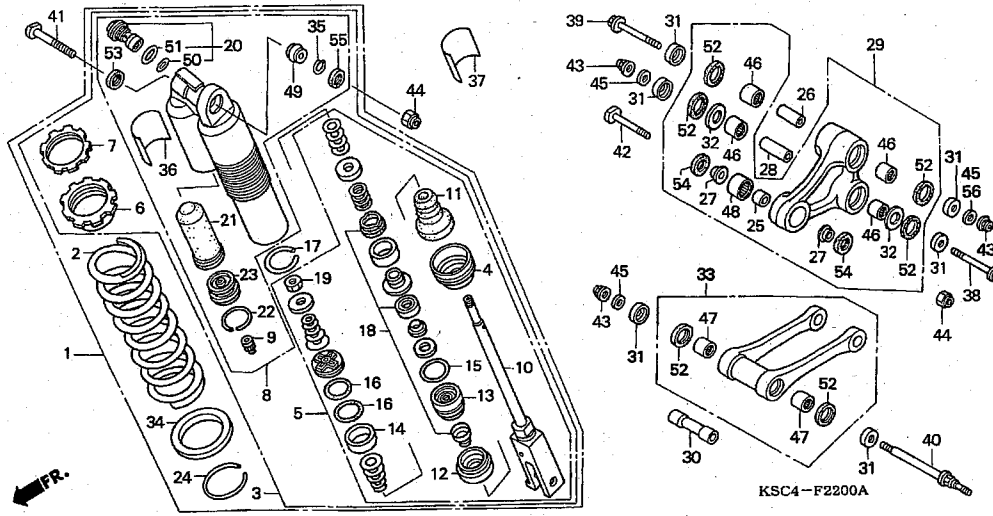
NOTE A:PART NO. CHANGE D:NEWLY PROVIDED E:PART NO. DELETION K:REQUIRED NO. CORRECTION L:APPLICATION SERIAL NO. CORRECTION  
T:APPLICATION CORRECTION Z:REMARKS CHANGE

PARTS CATALOGUE NEWS

BOOKNo. :13KSC403

Block No.	Ref. No.	Note	Part No.	Description	Reqd. QTY	Serial No.	Parts catalogue code
					4 5 6		

F-22 REAR CUSHION



F-22	45	K	90501-KRN-710	WASHER, PLAIN, 12MM .....	- - 2		
	56	D	90501-KZ4-J40	WASHER, PLAIN, 12MM .....	- - 1		

NOTE A:PART NO. CHANGE D:NEWLY PROVIDED E:PART NO. DELETION K:REQUIRED NO. CORRECTION L:APPLICATION SERIAL NO. CORRECTION  
 T:APPLICATION CORRECTION Z:REMARKS CHANGE

June 27, 2005



# PARTS CATALOGUE NEWS

Honda Motor Co., Ltd. Service Division

## PARTS CATALOGUE - CORRECTED

Printed in Japan

CODE NO.	13KSC403
PARTS CATALOGUE TITLE	CRF250X CRF250X 4/5/6
NEWS NO.	002

Block No.	Ref. No.	Note	Part No.	Description	Reqd. QTY			Serial No.	Parts catalogue code
					CRF250X				
F-24	4	T	83501-MG7-000	GROMMET, SIDE COVER .....	4	5	6		
					1	1	-		
F-26	2	E	30410-KSC-A00	*PARTS NO. DELETION					
		D	30410-KSC-A01	C. D. I. UNIT .....	-	-	1		

NOTE A:PART NO. CHANGE D:NEWLY PROVIDED E:PART NO. DELETION K:REQUIRED NO. CORRECTION L:APPLICATION SERIAL NO. CORRECTION  
T:APPLICATION CORRECTION Z:REMARKS CHANGE

July 28, 2005



# PARTS CATALOGUE NEWS

Honda Motor Co., Ltd. Service Division

## PARTS CATALOGUE - CORRECTED

Printed in Japan

CODE NO.	13KSC403
PARTS CATALOGUE TITLE	CRF250X CRF250X 4/5/6
NEWS NO.	003

Block No.	Ref. No.	Note	Part No.	Description	Reqd. QTY			Serial No.	Parts catalogue code
					CRF250X				
					4	5	6		
E-15	4		13111-KRN-670	PIN, PISTON .....	1	1	-		
					-	-	1	-----	5201552
		A	13111-KRN-850	.....	-	-	1	5201553	

NOTE A:PART NO. CHANGE D:NEWLY PROVIDED E:PART NO. DELETION K:REQUIRED NO. CORRECTION L:APPLICATION SERIAL NO. CORRECTION  
T:APPLICATION CORRECTION Z:REMARKS CHANGE

August 07, 2005



# PARTS CATALOGUE NEWS

Honda Motor Co., Ltd. Service Division

## PARTS CATALOGUE - CORRECTED

Printed in Japan

CODE NO.	13KSC403
PARTS CATALOGUE TITLE	CRF250X CRF250X 4/5/6
NEWS NO.	004

Block No.	Ref. No.	Note	Part No.	Description	Reqd. QTY			Serial No.	Parts catalogue code
					CRF250X				
					4	5	6		
EOP-1	1	T	06113-KSC-700	GASKET SHEET KIT A (COMPONENT PARTS)	1	1	1		
			12191-KRN-731	GASKET, CYLINDER .....	1	1	1		
			12251-KRN-671	GASKET, CYLINDER HEAD .....	1	1	1		
			12391-KRN-670	GASKET, HEAD COVER .....	1	1	1		
			14560-MEN-671	GASKET, TENSIONER LIFTER .....	1	1	1		
			18291-MM5-860	GASKET, EX. PIPE .....	1	1	1		
	2	T	06114-KRN-700	WASHER O-RING KIT A (COMPONENT PARTS)	1	1	1		
			12226-MEB-670	SEAL, RING .....	1	1	1		
			90442-397-000	WASHER, SEALING, 6MM .....	1	1	1		
			90543-MV9-670	RUBBER, MOUNTING .....	2	2	2		
EOP-2	1	T	06115-KRN-700	GASKET SHEET KIT B (COMPONENT PARTS)	1	1	1		
			11191-KRN-670	GASKET, CRANKCASE .....	1	1	1		
			11352-KRN-671	GASKET, CLUTCH COVER .....	1	1	1		

NOTE A:PART NO. CHANGE D:NEWLY PROVIDED E:PART NO. DELETION K:REQUIRED NO. CORRECTION L:APPLICATION SERIAL NO. CORRECTION  
T:APPLICATION CORRECTION Z:REMARKS CHANGE

PARTS CATALOGUE NEWS

BOOKNo. :13KSC403

Block No.	Ref. No.	Note	Part No.	Description	Reqd. QTY			Serial No.	Parts catalogue code
					4	5	6		
		T	11394-KRN-670	GASKET, R. COVER .....	1	1	1		
		T	11395-KRN-670	GASKET, L. COVER .....	1	1	1		
		T	19226-KRN-670	GASKET, WATER PUMP .....	1	1	1		
	2	T	06116-KSC-700	WASHER O-RING KIT B (COMPONENT PARTS)	1	1	1		
		T	90447-KE1-000	WASHER, SEALING, 7MM .....	2	2	2		
		T	90463-ML7-000	WASHER, SEALING, 6.5MM .....	2	2	2		
		T	90474-333-000	WASHER, SEALING, 8MM .....	2	2	2		
		T	90751-GK1-003	O-RING, 8.5X1.7 .....	1	1	1		
		T	91301-KSR-A01	D-RING, 22MM .....	1	1	1		
		T	91302-PA9-003	O-RING, 39.8X2.2 (ARAI) .....	1	1	1		
		T	91303-377-000	O-RING, 13.8X2.5 .....	1	1	1		
		T	91304-MJ0-003	O-RING, 15.8X2.4 (SHOWA) .....	1	1	1		
		T	91305-KF0-003	O-RING, 27X2 (ARAI) .....	1	1	1		
		T	91307-035-000	O-RING, 18X3 .....	1	1	1		
		T	91312-KE7-003	O-RING, 19X3 (NOK) .....	1	1	1		
		T	91370-461-000	O-RING, 11.9X2.2 .....	1	1	1		

Block No.	Ref. No.	Note	Part No.	Description	Reqd. QTY			Serial No.	Parts catalogue code
					4	5	6		
F-8	24	E	51610-MEN-000ZA	*PARTS NO. DELETION					
		D	51620-MEN-000ZA	PROTECTOR, L. FR. FORK *TNATURAL*..... NATURAL	-	-	1		
F-28	1	T	50010-KSC-730	BODY SET, FRAME .....	-	1	-		
		D	50010-KSC-731	.....	-	-	1		

NOTE A:PART NO. CHANGE D:NEWLY PROVIDED E:PART NO. DELETION K:REQUIRED NO. CORRECTION L:APPLICATION SERIAL NO. CORRECTION  
T:APPLICATION CORRECTION Z:REMARKS CHANGE



# PARTS CATALOGUE NEWS

Honda Motor Co., Ltd. Service Division

## PARTS CATALOGUE - CORRECTED

Printed in Japan

CODE NO.	13KSC403
PARTS CATALOGUE TITLE	CRF250X CRF250X 4/5/6
NEWS NO.	005

Block No.	Ref. No.	Note	Part No.	Description	Reqd. QTY			Serial No.	Parts catalogue code
					CRF250X				
					4	5	6		
E-17	32	T	91001-KZ4-J11	BEARING, RADIAL BALL, 17X35X10	2	-	-	----- 5013824	
					-	2	-	----- -----	DK
					-	2	-	----- 5013824	ED
		A	91001-KSR-A01	BEARING, RADIAL BALL, 17X36X10	2	-	-	5013825	
					-	2	-	5013825 -----	ED
					-	-	2		

NOTE A:PART NO. CHANGE D:NEWLY PROVIDED E:PART NO. DELETION K:REQUIRED NO. CORRECTION L:APPLICATION SERIAL NO. CORRECTION  
T:APPLICATION CORRECTION Z:REMARKS CHANGE



September 18, 2005



# PARTS CATALOGUE NEWS

Honda Motor Co., Ltd. Service Division

## PARTS CATALOGUE - CORRECTED

Printed in Japan

CODE NO.	13KSC403
PARTS CATALOGUE TITLE	CRF250X CRF250X 4/5/6
NEWS NO.	006

Block No.	Ref. No.	Note	Part No.	Description	Reqd. QTY			Serial No.	Parts catalogue code
					CRF250X				
E-14	21		91002-KRN-671	BEARING, SPECIAL ROLLER .....	4	5	6		
					1	1	-		
					-	-	1	-----	5205690
		A	91002-KRN-851	.....	-	-	1	5205691	

NOTE A:PART NO. CHANGE D:NEWLY PROVIDED E:PART NO. DELETION K:REQUIRED NO. CORRECTION L:APPLICATION SERIAL NO. CORRECTION  
T:APPLICATION CORRECTION Z:REMARKS CHANGE



# PARTS CATALOGUE NEWS

Honda Motor Co., Ltd. Service Division

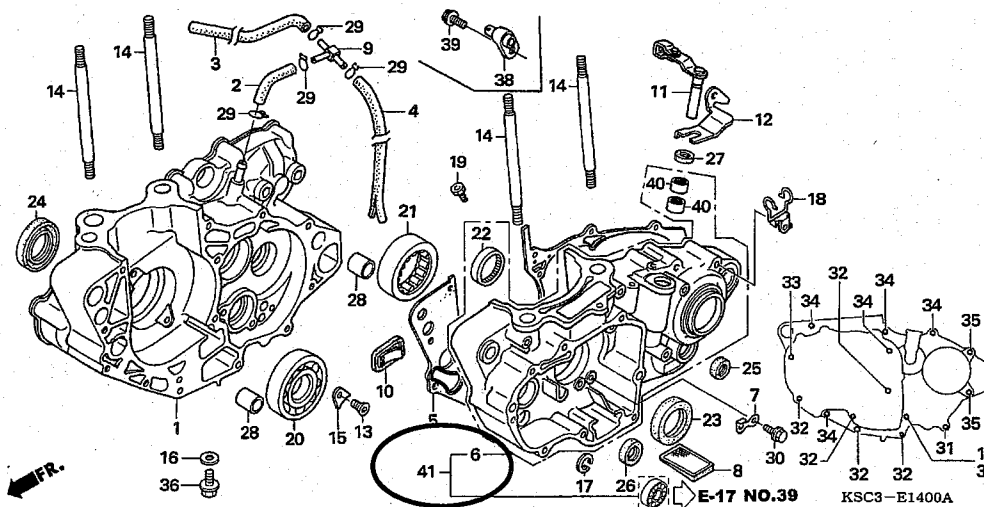
## PARTS CATALOGUE - CORRECTED

Printed in Japan

CODE NO.	13KSC403
PARTS CATALOGUE TITLE	CRF250X CRF250X 4/5/6
NEWS NO.	007

Block No.	Ref. No.	Note	Part No.	Description	Reqd. QTY CRF250X 4 5 6	Serial No.	Parts catalogue code
-----------	----------	------	----------	-------------	-------------------------------	------------	----------------------

E-14 CRANKCASE



E-14	6	E	11200-KSC-670	*PARTS NO. DELETION			
		E	11200-KSC-671	*PARTS NO. DELETION			
		D	11200-KSC-672	CRANKCASE COMP., L. ....	1	- -	5013825

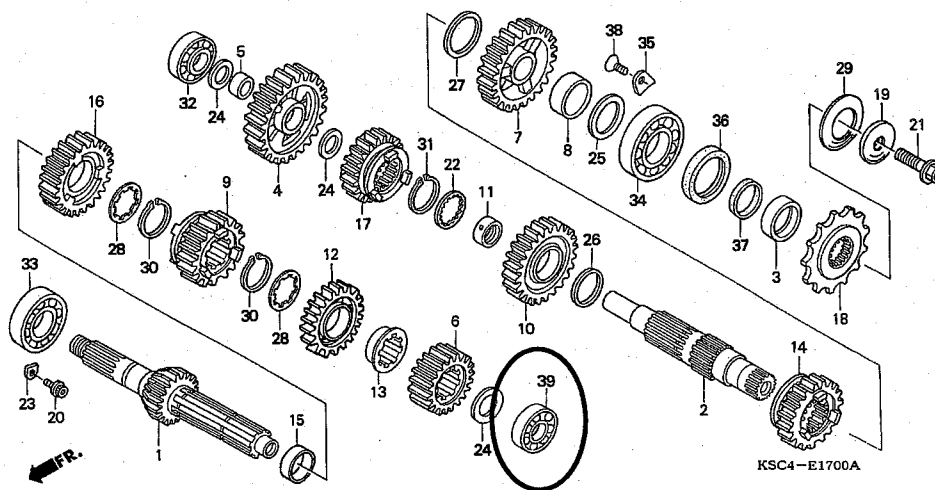
NOTE A:PART NO. CHANGE D:NEWLY PROVIDED E:PART NO. DELETION K:REQUIRED NO. CORRECTION L:APPLICATION SERIAL NO. CORRECTION  
T:APPLICATION CORRECTION Z:REMARKS CHANGE

PARTS CATALOGUE NEWS

BOOKNo. : 13KSC403

Block No.	Ref. No.	Note	Part No.	Description	Reqd. QTY			Serial No.	Parts catalogue code	
					4	5	6			
					-	1	-	-----	DK	
					-	1	-	5013825	-----	ED
					-	-	1			
	41	D	11200-KSC-305	SET, CRANKCASE COMP., L. ....	1	1	-	-----	5013824	ED
E-15	1		13000-KSC-670	CRANKSHAFT COMP. ....	1	1	-			
					-	-	1	-----	5207328	
		A	13000-KSC-671	.....	-	-	1	-----	5207329	

E-17 TRANSMISSION



E-17	32	T	91001-KZ4-J11	BEARING, RADIAL BALL, 17X35X10	1	-	-	-----	5013824	
		T			-	1	-			DK
					-	1	-	-----	5013824	ED
		T	91001-KSR-A01	BEARING, RADIAL BALL, 17X36X10	1	-	-	-----	5013825	
					-	1	-	-----	5013825	ED

NOTE A:PART NO. CHANGE D:NEWLY PROVIDED E:PART NO. DELETION K:REQUIRED NO. CORRECTION L:APPLICATION SERIAL NO. CORRECTION  
T:APPLICATION CORRECTION Z:REMARKS CHANGE

## PARTS CATALOGUE NEWS

BOOKNo. :13KSC403

Block No.	Ref. No.	Note	Part No.	Description	Reqd. QTY			Serial No.	Parts catalogue code
					4	5	6		
					-	-	1		
	39	D	91001-KZ4-J11	BEARING, RADIAL BALL, 17X35X10	1	-	-	----- 5013824	
					-	1	-		DK
					-	1	-	----- 5013824	ED
		D	91001-KSR-A01	BEARING, RADIAL BALL, 17X36X10	1	-	-	5013825	
					-	1	-	5013825	ED
					-	-	1		

NOTE A:PART NO. CHANGE D:NEWLY PROVIDED E:PART NO. DELETION K:REQUIRED NO. CORRECTION L:APPLICATION SERIAL NO. CORRECTION  
T:APPLICATION CORRECTION Z:REMARKS CHANGE



# PARTS CATALOGUE NEWS

Honda Motor Co., Ltd. Service Division

## PARTS CATALOGUE - CORRECTED

Printed in Japan

CODE NO.	13KSC403
PARTS CATALOGUE TITLE	CRF250X CRF250X 4/5/6
NEWS NO.	008

Block No.	Ref. No.	Note	Part No.	Description	Reqd. QTY			Serial No.	Parts catalogue code
					4	5	6		
E-20	4		16014-KRN-671	TOP SET .....	1	1	-		
					-	-	1	-----	FCR02A A
		A	16014-KRN-731	.....	-	-	1		FCR02A B
	5		16015-KSC-671	CHAMBER SET, FLOAT .....	1	1	-		
					-	-	1	-----	FCR02A A
		A	16015-MEN-851	.....	-	-	1		FCR02A B
	19	L	16081-KRN-671	BOLT, STOPPER .....	1	1	-		
					-	-	1	-----	FCR02A A
	21		16100-KSC-673	CARBURETOR ASSY. (FCR02A A) ..	-	-	1	-----	5202237
		A	16100-KSC-674	CARBURETOR ASSY. (FCR02A B) ..	-	-	1		5202238
	29		16179-KZ4-690	BINDER .....	1	1	-		
					-	-	1	-----	FCR02A A
		A	16178-MEN-851	.....	-	-	1		FCR02A B
	30		16179-428-670	BINDER .....	1	1	-		
					-	-	1	-----	FCR02A A
		A	16179-KSC-671	.....	-	-	1		FCR02A B

NOTE A:PART NO. CHANGE D:NEWLY PROVIDED E:PART NO. DELETION K:REQUIRED NO. CORRECTION L:APPLICATION SERIAL NO. CORRECTION  
T:APPLICATION CORRECTION Z:REMARKS CHANGE

PARTS CATALOGUE NEWS

BOOKNo. :13KSC403

Block No.	Ref. No.	Note	Part No.	Description	Reqd. QTY			Serial No.	Parts catalogue code
					4	5	6		
	32		16196-MEB-671	TUBE, OVERFLOW .....	1	1	-		
					-	-	1	----- FCR02A A	
		A	16196-MEN-851	.....	-	-	1	FCR02A B	

NOTE A:PART NO. CHANGE D:NEWLY PROVIDED E:PART NO. DELETION K:REQUIRED NO. CORRECTION L:APPLICATION SERIAL NO. CORRECTION  
 T:APPLICATION CORRECTION Z:REMARKS CHANGE




# **CRF250X**

**CRF250X<sub>4</sub>**  
**CRF250X<sub>5</sub>**  
**CRF250X<sub>6</sub>**

**PARTS CATALOGUE**

**3**



CRF250X4

---

FOREWORD INDEX

1

---

ENGINE GROUP

2

---

FRAME GROUP

3

---

PART NUMBER INDEX

4

---

PART NAME INDEX

5

---



**Instruction for use of parts catalogue**

- **This parts catalogue has been created as of June 01, 2005.**
  - Since this date, the sales practice for repair parts may have been changed or the parts may have been eliminated (listed for those not for sale).
  - The modified information is reflected on the latest Electronic Parts Catalogue (EPC).  
Also, refer to the parts catalogue news for any change.
  - See the parts catalogue news for any revision that is made after June 01, 2005.
- **Always specify the part number when ordering a part.**
  - Check the model, type, serial numbers, color, maker, and the size as needed before ordering a part.
  - Note that the illustrations (part drawings) can differ from the actual parts in shape.  
They are given just to help you to refer to the parts.
- **When modifications or additions to this parts catalogue are made, a revised edition will be issued at an appropriate time, with successively progressing revision numbers on the cover. We recommend obtaining such revisions in order to keep your parts catalogue up-to-date at all times. To check whether a parts catalogue revision has been issued, please contact your Honda distributor.**

Initial version issue date  
January 20, 2004  
**Honda Motor Co., Ltd.**

**CONTENTS**

	Page	Address No.
● Instruction for use of parts catalogue .....	1	B 1
● How to refer to the part information .....	2	B 2
● Part catalogue structure .....	3	B 3
● When the parts were revised .....	4	B 4
● Abbreviations used in the parts catalogue.....	4	B 4
● Part block and serial number check .....	5	B 5
● Models, parts catalogue codes and applicable serial numbers .....	6	B 6
● Fuel hose, general purpose hoses and vinyl hose .....	7	B 7
● FLAT RATE SERVICE TIME .....	11	B11
● Illustrated index .....	16	B16
● ENGINE GROUP.....	23	D 1
● FRAME GROUP.....	55	F 1
● PART NO. INDEX.....	100	I 1
● PART NAME INDEX.....	105	J 1

**1**

**2**

**3**

**4**

**5**

**1**

**Instruction for use of parts catalogue**

- **This parts catalogue has been created as of June 01, 2005.**
  - Since this date, the sales practice for repair parts may have been changed or the parts may have been eliminated (listed for those not for sale).
  - The modified information is reflected on the latest Electronic Parts Catalogue (EPC).  
Also, refer to the parts catalogue news for any change.
  - See the parts catalogue news for any revision that is made after June 01, 2005.
- **Always specify the part number when ordering a part.**
  - Check the model, type, serial numbers, color, maker, and the size as needed before ordering a part.
  - Note that the illustrations (part drawings) can differ from the actual parts in shape.  
They are given just to help you to refer to the parts.
- **When modifications or additions to this parts catalogue are made, a revised edition will be issued at an appropriate time, with successively progressing revision numbers on the cover. We recommend obtaining such revisions in order to keep your parts catalogue up-to-date at all times. To check whether a parts catalogue revision has been issued, please contact your Honda distributor.**

Initial version issue date  
January 20, 2004  
**Honda Motor Co., Ltd.**

**CONTENTS**

	Page	Address No.
● Instruction for use of parts catalogue .....	1	B 1
● How to refer to the part information .....	2	B 2
● Part catalogue structure .....	3	B 3
● When the parts were revised .....	4	B 4
● Abbreviations used in the parts catalogue.....	4	B 4
● Part block and serial number check .....	5	B 5
● Models, parts catalogue codes and applicable serial numbers .....	6	B 6
● Fuel hose, general purpose hoses and vinyl hose .....	7	B 7
● FLAT RATE SERVICE TIME .....	11	B11
● Illustrated index .....	16	B16
● ENGINE GROUP.....	23	D 1
● FRAME GROUP.....	55	F 1
● PART NO. INDEX.....	100	I 1
● PART NAME INDEX.....	105	J 1



**1**

**2**

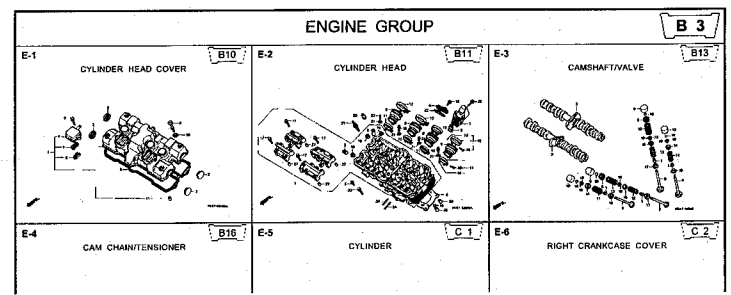
**3**

**4**

**5**

How to refer to the part information

A Reference with "Illustrated index"



B Reference with "Part number index"

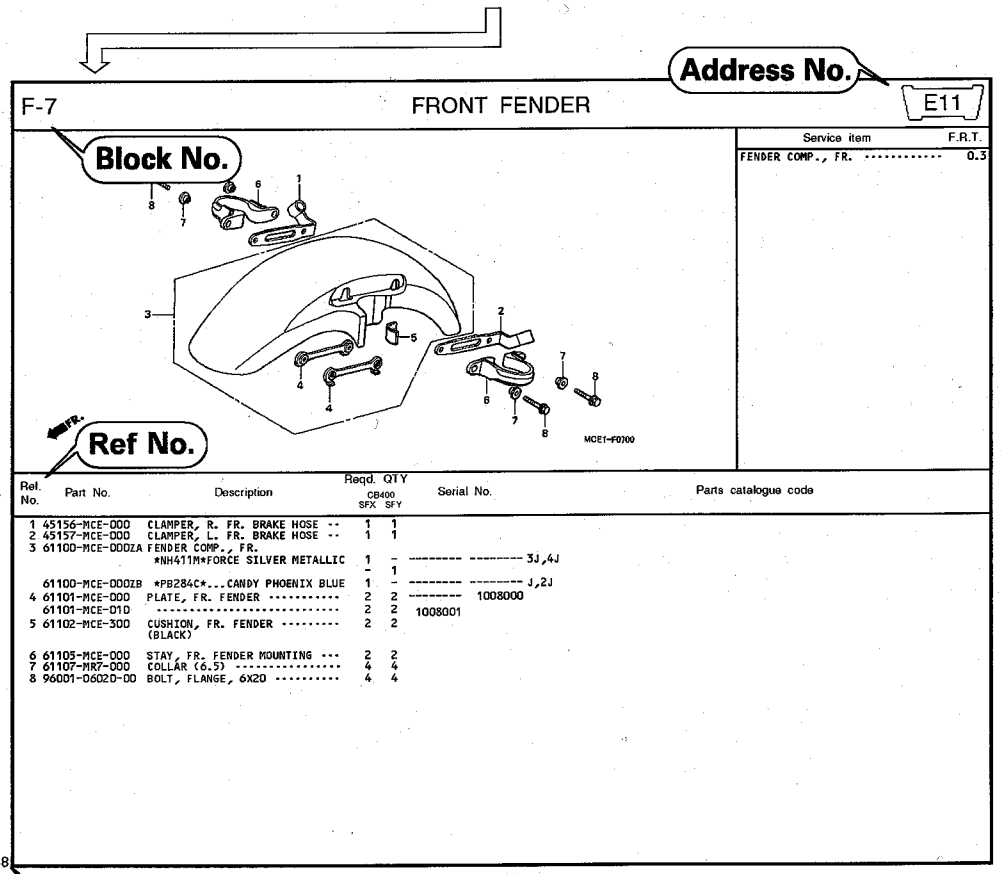
PART NO. INDEX

Part Number	Address	Page	Ref.	Part Number	Address	Page	Ref.	F
04000				13323-MY9-751	C12	28	10	1492;
04911-MCE-000	C10	26	1	13324-MY9-751	C12	28	10	1493;
				13325-MY9-751	C12	28	10	1493;
06000				13327-MY9-751	C12	28	10	1493;
				14000				1493;
06405-MY5-P00	F13	67	3					1493;
06405-MY5-P10	F13	67	3	14100-MCE-000	B13	13	2	1493;
06410-MY9-840	F2	56	1	14200-MCE-000	B13	13	3	1493;
06435-MCE-006	F1	55	1	14321-MCE-000	B16	16	2	1493;
06451-166-405	E13	51	2	14401-MCE-005	B16	16	3	1493;
06451-443-405	F1	55	2	14510-MBE-000	B16	16	4	1494;
06451-MA7-405	E13	51	1	14520-MY9-691	B16	16	5	1494;
06455-MCE-006	E13	51	3	14524-MY9-690	B16	16	6	1494;
				14546-MCE-000	B16	16	7	1494;
11000				14620-MY9-691	B16	16	8	1494;
11210-MCE-000	C9	25	1	14711-MCE-000	B13	13	4	1494;
11330-MCE-305	C2	18	1	14712-MCE-000	B13	13	5	1494;
11333-KT8-000	C6	22	1	14721-MCE-000	B13	13	6	1494;
				14722-MCE-000	B13	13	7	1494;
11335-MCE-000	C2	18	2	14730-MCE-000	B13	13	8	1494;
11360-MCE-000	C7	23	1	14731-MCE-000	B13	13	9	1495;
11369-MCE-000	C7	23	2	14731-MY9-751	B13	13	10	1495;
11396-MY9-000	C2	18	3	14751-KY2-000	B13	13	11	1495;
11651-MCE-000	C5	21	1	14751-MCE-000	B13	13	12	1495;
11691-MY9-000	C5	21	2	14761-MCE-000	B13	13	13	1495;

C Reference with "Part name index"

PART NAME INDEX

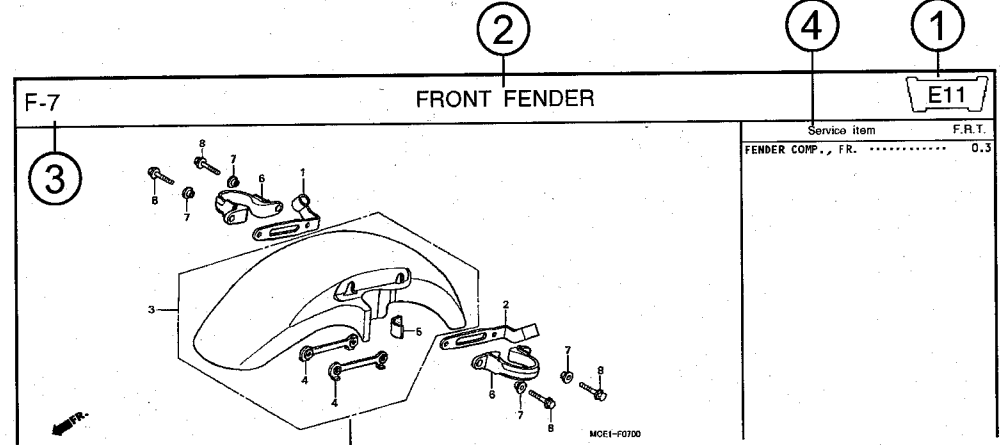
Part name	Address	Page	Ref.	Pa
[ A ]				
ADJUSTER, CHAIN	F13	67	3	BOLT, CHANG I
ARM COMP., GEA R CHANGE	F10	64	3	BOLT, CLUTC H
ARM, L MAIN STEP	F11	65	8	BOLT, CONNEC I
ARM, L PILLW STEP	F11	65	12	BOLT, DISK, S;
ARM, R MAIN STEP	F11	65	5	BOLT, DISK, B;
ARM, R PILLW STEP	F11	65	11	BOLT, DRAIN I
AUT O COC K ASSY., FUEL	F4	58	2	BOLT, FLANG E
AXLE, FR. WHEEL	E14	52	3	BOLT, FLANG E
AXLE, RR. WHEEL	F2	56	3	BOLT, FLANG E
[ B ]				
BAG, AIR PRESSUR E GAUGE	67	77	4	BOLT, FLANG E
BAG, SERVICE BOOK	67	77	1	BOLT, FLANG E
BAG, TOOL	67	77	3	BOLT, FLANG E
BALL, STEEL	F11	65	20	BOLT, FLANG E
BAN D A, INSULATOR	B11	11	11	BOLT, FLANG E
BAN D B, INSULATOR	B11	11	12	BOLT, FLANG E
BAND, AIR CLEANER CONNECTING TUBE	F8	62	22	BOLT, FLANG E
BAND, U-LOCK	F16	70	3	BOLT, FLANG E
BAND, WIRE	C10	26	14	BOLT, FLANG E
	E5	43	21	
	74	74	1R	



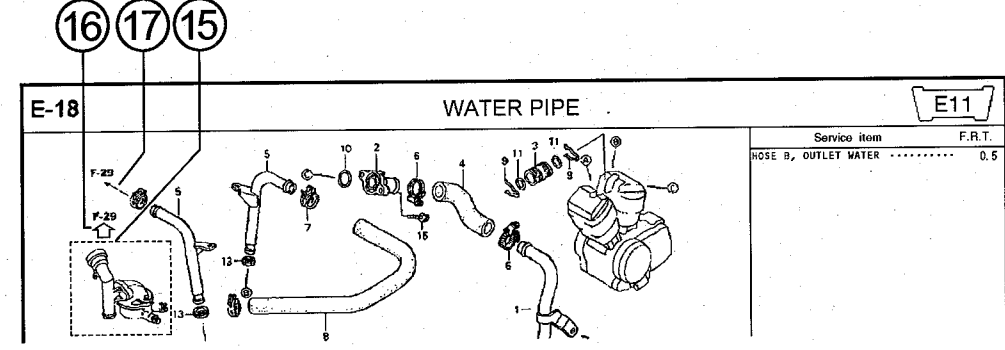
Page No.

2000.09.01 E

Part catalogue structure



Ref. No.	Part No.	Description	Reqd. QTY CB400 SFY SFY	Serial No.	Parts catalogue code
1	45156-MCE-000	CLAMPER, R. FR. BRAKE HOSE ..	1 1		
2	45157-MCE-000	CLAMPER, L. FR. BRAKE HOSE ..	1 1		
3	61100-MCE-000ZA	FENDER COMP., FR. *NH411M*FORCE SILVER METALLIC	1 -	----- 3J,4J	
	61100-MCE-000ZB	*PB284C*...CANDY PHOENIX BLUE	1 -	----- J,2J	
4	61101-MCE-000	PLATE, FR. FENDER .....	2 2	1008000	
	61101-MCE-010	.....	2 2	1008001	
5	61102-MCE-300	CUSHION, FR. FENDER .....	2 2		
		(BLACK)			

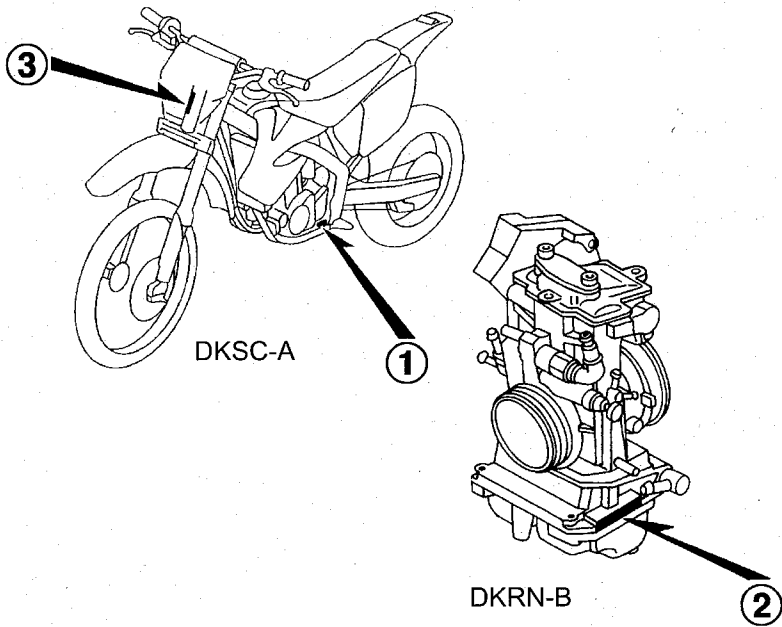
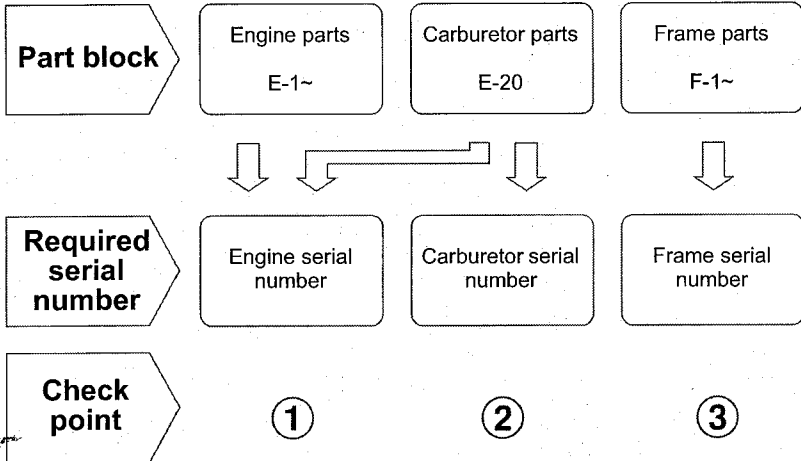


Ref. No.	Part No.	Description	Reqd. QTY CB400 SFY SFY	Serial No.	Parts catalogue code
		ROSE B, OUTLET WATER .....			0.5

- ① **Address number**
  - Address No. is provided (in place of the page No.) to help you refer to the part with the part No. or part name.
- ② **Block title** ③ **Block number**
- ④ **Service item/Flat rate time**
- ⑤ **Reference number**
  - Title number marked with the parenthesis or parentheses indicates that it continues from the previous page.
- ⑥ **Part number** ⑦ **Honda color code**
- ⑧ **Description**
- ⑨ **Assemblies**
  - Sections framed with broken lines in the exploded view drawings are available as complete assemblies. (Their individual parts can also be obtained.)
- ⑩ **Color description**
- ⑪ **Note**
  - Notes are shown with the parentheses in the part name column.
- ⑫ **Required quantity**
  - Reqd. QTY shown in the parenthesis or parentheses indicates the optional part.
  - Reqd. QTY marked with "N" indicates the optional part that should be selected as needed.
  - Reqd. QTY indicates the number of the part used in the block.
- ⑬ **Serial number**
- ⑭ **Parts catalogue code**
  - When the parts catalogue code column is blank, it indicates that the part is applicable to all codes.
- ⑮
  - Parts enclosed within a dotted line are covered in a different block.
- ⑯
  - A hollow arrow indicates the block No. for the parts enclosed within a dotted line .
- ⑰
  - A solid arrow indicates the block No. the part in question is connected to.



Part block and serial number check



### Models, parts catalogue codes and applicable serial numbers

Models, parts catalogue codes and applicable serial Nos. given in this parts catalogue can be identified as follows.

Parts with parts catalogue codes are exclusive for models destined for countries designated.

If no area codes are listed, parts are for common use.

Model	Area code	Type	Applicable engine serial No.	Applicable frame serial No.	Applicable carburetor serial No.
CRF250X4	ED	European direct sales	ME11E-5000001~5099999	JH2ME11A*4K000001~4K099999	FCR02A A
	U	Australia	ME11E-5000001~5099999	JH2ME11U*4K000001~4K099999	FCR02A A
CRF250X5	DK	General export (KM)	ME11E-5100001~5099999	JH2ME119*5M100001~5M199999	FCR02A A
	ED	European direct sales	ME11E-5000001~5099999	JH2ME11A*5K110001~5K199999	FCR02A A
CRF250X6	ED	European direct sales	ME11E-5200001~	JH2ME11A*6M200001~	FCR02A A

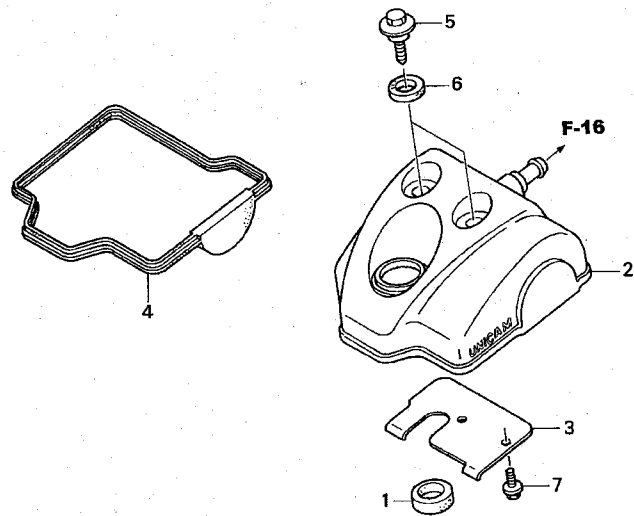
\* Of carburetor/throttle body identification numbers, only the portions underlined in the example below are used for registration.

FCR02A A KC 7

E-1

CYLINDER HEAD COVER

D 1

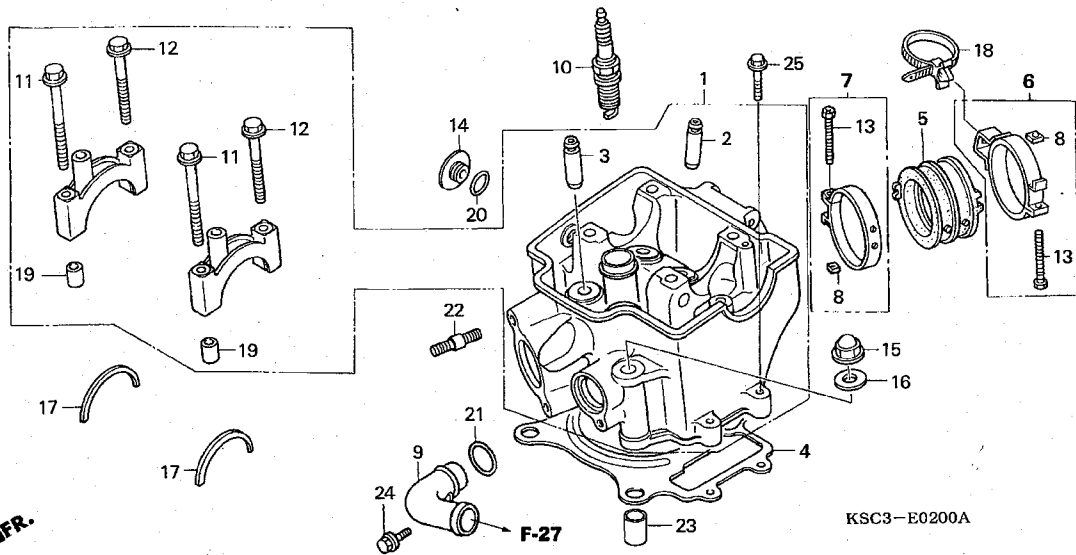


KSC4-E0100

Ref. No.	L.O.N.	(Relative ref. Number) Description	F.R.T.
2	1111C4	COVER, CYLINDER HEAD .....	0.3
4	1111D2	GASKET, CYLINDER HEAD COVER ..	0.3

Ref. No.	Part No.	Description	Reqd. QTY			Serial No.	Parts catalogue code
			4	5	6		
1	12226-MEB-670	SEAL, RING .....	1	1	1		
2	12310-KRN-670	COVER COMP., CYLINDER HEAD ..	1	1	1		
3	12316-KRN-670	PLATE, BREATHER .....	1	1	1		
4	12391-KRN-670	GASKET, HEAD COVER .....	1	1	1		
5	90017-MY9-790	BOLT, HEAD COVER .....	2	2	2		
6	90543-MV9-670	RUBBER, MOUNTING .....	2	2	2		
7	96300-06012-00	BOLT, FLANGE, 6X12 .....	2	2	2		

2



Ref. No.	L.O.N.	(Relative ref. Number) Description	F.R.T.
1	111106	HEAD, CYLINDER ..... .INCLUDES: Valve clearance adjustment and reface	3.1
2	1111L9	GUIDE, INTAKE VALVE(ONE) ..... .INCLUDES: Reaming .INCLUDES: Valve clearance adjustment and reface	2.6
	1111L9A	.Replace all intake valve guide add .....	0.3
	1111M9	GUIDE, VALVE :FOR 1 VEHICLE .. .INCLUDES: Reaming .INCLUDES: Valve clearance adjustment and reface	3.5
3	1111M0	GUIDE, EXHAUST VALVE(ONE) ..... .INCLUDES: Reaming .INCLUDES: Valve clearance adjustment and reface	2.6
	1111MOA	.Replace all exhaust valve guide add .....	0.3
4	111115	GASKET, CYLINDER HEAD .....	1.7
5	311131	INSULATOR, THROTTLE BODY/ CARBURETOR .....	0.5
9	1141F4	PIPE, WATER OUTLET :FRONT .....	0.4
10	614130	PLUG, SPARK .....	0.2

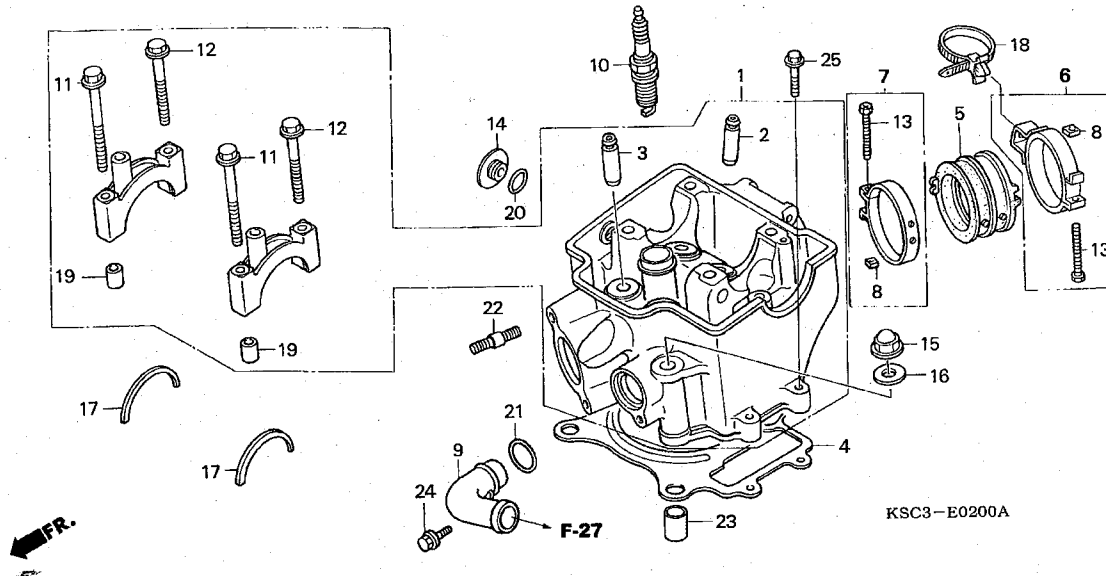
Ref. No.	Part No.	Description	Reqd. QTY			Serial No.	Parts catalogue code
			CRF250X	4	5		
1	12010-KRN-672	HEAD ASSY., CYLINDER .....	1	-	-	----- 5013824	
			-	1	-	----- DK	
			-	1	-	----- 5013824 ED	
	12010-KRN-673	.....	1	-	-	5013825	
			-	1	-	5013825	----- ED
	12010-KRN-674	.....	-	-	1		
2	12204-KRN-P00	GUIDE, IN. VALVE (O.S.) .....	2	2	2		
3	12205-KRN-P00	GUIDE, EX. VALVE (O.S.) .....	2	2	2		
4	12251-KRN-671	GASKET, CYLINDER HEAD .....	1	1	1		
5	16211-KRN-670	INSULATOR, CARBURETOR .....	1	1	1		
6	16218-KSC-670	BAND, INSULATOR .....	1	1	1		
7	16218-MCJ-000	BAND B, INSULATOR .....	1	1	1		
8	16222-MV4-300	NUT, SQUARE, 5MM .....	2	2	2		
9	19523-MEB-670	PIPE, WATER .....	1	1	1		
10	31911-MBW-E11	PLUG, SPARK (IMR8C-9H) (NGK) .	1	1	1		
	31921-MBW-E12	PLUG, SPARK (VUH24D) (DENSO) .	1	1	1		
	31912-MBW-E11	PLUG, SPARK (IMR9C-9H) (NGK) .	(1)	(1)	(1)		
	31922-MBW-E12	PLUG, SPARK (VUH27D) (DENSO) .	(1)	(1)	(1)		
11	90001-KRN-670	BOLT, FLANGE, 7X60 .....	2	2	2		
12	90002-KRN-670	BOLT, FLANGE, 7X50 .....	2	2	2		
13	90005-MCJ-000	BOLT, RECESSED, 5X28 .....	2	2	2		
14	90084-MEN-670	CAP, 14MM .....	1	1	1		
15	90232-MB6-680	NUT, CAP, 9MM .....	4	4	4		
16	90401-KRN-670	WASHER, PLAIN, 9MM .....	4	4	4		
17	90446-KRN-670	WASHER, CAMSHAFT THRUST .....	2	2	2		
18	90672-SAO-003	STRAP, CABLE, 118MM(BLACK) ..	1	1	1		



E-2

CYLINDER HEAD

D 3

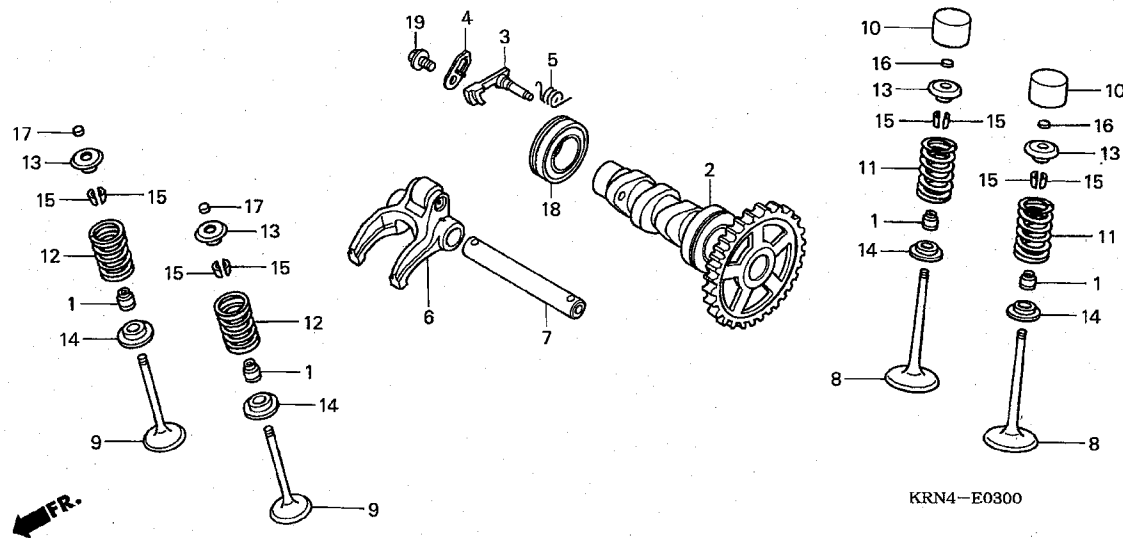


KSC3-E0200A

Ref. No.	Part No.	Description	Reqd. QTY			Serial No.	Parts catalogue code
			4	5	6		
19	90701-MR7-000	DOWEL PIN, 9X14 .....	4	4	4		
20	91303-377-000	O-RING, 13.8X2.5 .....	1	1	1		
21	91312-KE7-003	O-RING, 19X3(NOK) .....	1	1	1		
22	92900-08022-0B	BOLT, STUD, 8X22 .....	2	2	2		
23	94301-12200	DOWEL PIN, 12X20 .....	2	2	2		
24	96001-06014-00	BOLT, FLANGE, 6X14 .....	1	1	1		
25	96001-06028-00	BOLT, FLANGE, 6X28 .....	2	2	2		

2

2



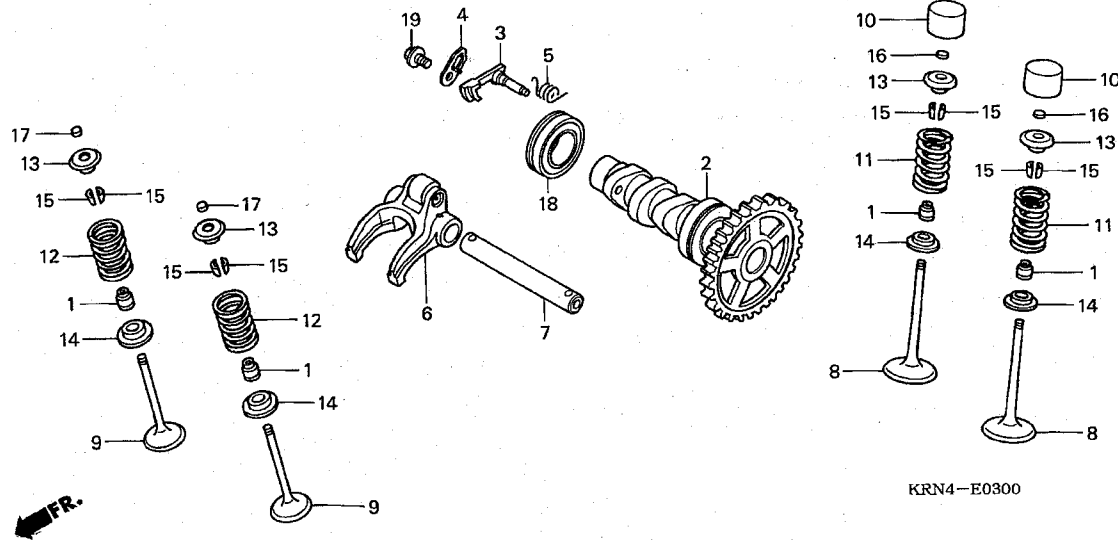
Ref. No.	L.O.N.	(Relative ref. Number) Description	F.R.T.
2	111118	CAMSHAFT ..... .INCLUDES: Valve clearance adjustment	1.1
3	1111T7	WEIGHT, DECOMPRESSION .....	0.7
6	1111K9	ARM, EXHAUST VALVE ROCKER(ONE) ..... .INCLUDES: Valve clearance adjustment	0.8
8	1111N0	VALVE, INTAKE(ONE) ..... .INCLUDES: Refacing .EXCLUDES: Valve guide replacement	2.1
	1111NOA	.Replace all intake valve add	0.2
	1111P0	VALVE :FOR 1 VEHICLE .....	2.7
		.INCLUDES: Refacing .EXCLUDES: Valve guide replacement	
9	1111N1	VALVE, EXHAUST(ONE) ..... .INCLUDES: Refacing .EXCLUDES: Valve guide replacement	2.1
	1111N1A	.Replace all exhaust valve add (1,14,15)	0.2
11	1111P2	SPRING, INTAKE VALVE(ONE) ....	1.9
	1111P2A	.Replace all intake spring add	0.1
	1111Q2	SPRING, VALVE :FOR 1 VEHICLE .	2.2

Ref. No.	Part No.	Description	Reqd. QTY			Serial No.	Parts catalogue code
			4	5	6		
1	12209-GB4-681	SEAL, VALVE STEM (NOK) .....	4	4	4		
2	14100-KSC-670	CAMSHAFT COMP. ....	1	1	1		
3	14102-KRN-670	WEIGHT, DECOMPRESSION .....	1	1	1		
4	14105-KRN-670	PLATE, WEIGHT SETTING .....	1	1	1		
5	14106-KRN-670	SPRING, DECOMPRESSION .....	1	1	1		
6	14440-KRN-670	ARM COMP., EX. ROCKER .....	1	1	1		
7	14451-KSC-670	SHAFT, EX. ROCKER ARM .....	1	1	-		
	14451-KSC-671	.....	-	-	1		
8	14711-KRN-670	VALVE, IN. ....	2	2	2		
9	14721-KRN-670	VALVE, EX. ....	2	2	2		
10	14731-KRN-670	LIFTER, VALVE .....	2	2	2		
11	14751-KRN-670	SPRING, IN. VALVE .....	2	2	2		
12	14761-KRN-670	SPRING, EX. VALVE .....	2	2	2		
13	14771-KRN-670	RETAINER, VALVE SPRING .....	4	4	4		
14	14775-KRN-670	SEAT, VALVE SPRING .....	4	4	4		
15	14781-MAT-000	COTTER, VALVE .....	8	8	8		
16	14901-KT7-013	SHIM, TAPPET (1.200) .....	2	2	2		
	14902-KT7-013	SHIM, TAPPET (1.225) .....	2	2	2		
	14903-KT7-013	SHIM, TAPPET (1.250) .....	2	2	2		
	14904-KT7-013	SHIM, TAPPET (1.275) .....	2	2	2		
	14905-KT7-013	SHIM, TAPPET (1.300) .....	2	2	2		
	14906-KT7-013	SHIM, TAPPET (1.325) .....	2	2	2		
	14907-KT7-013	SHIM, TAPPET (1.350) .....	2	2	2		
	14908-KT7-013	SHIM, TAPPET (1.375) .....	2	2	2		
	14909-KT7-013	SHIM, TAPPET (1.400) .....	2	2	2		
	14910-KT7-013	SHIM, TAPPET (1.425) .....	2	2	2		

E-3

CAMSHAFT/VALVE

D 5

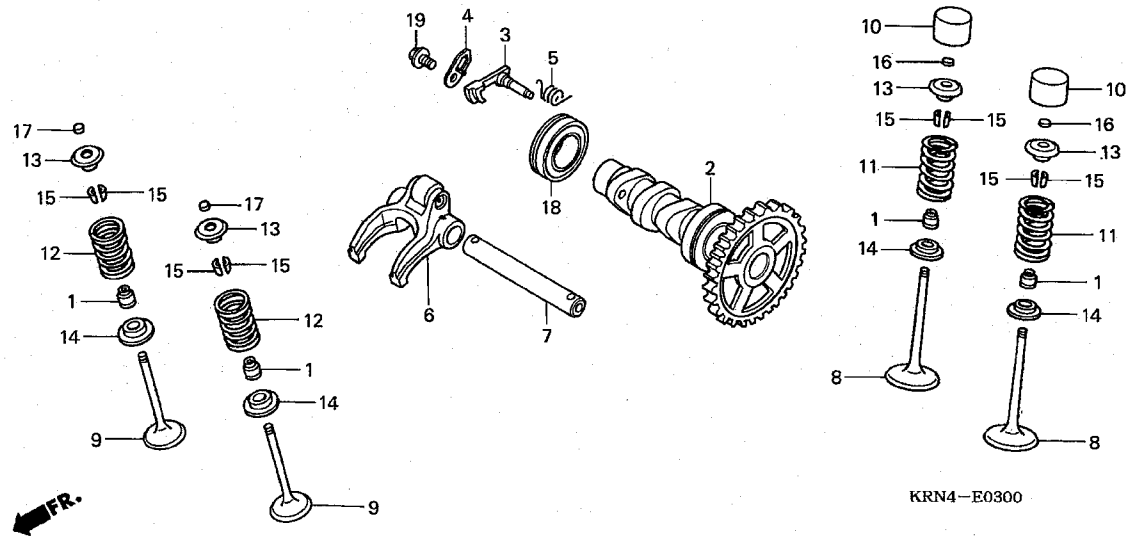


Ref. No.	L.O.N.	(Relative ref. Number) Description	F.R.T.
12	(1,14,15)		
	1111P3	SPRING, EXHAUST VALVE(ONE) ...	1.9
	1111P3A	.Replace all exhaust spring add .....	0.1
18	1111Q5	BEARING, CAMSHAFT .....	1.0

Ref. No.	Part No.	Description	Reqd. QTY			Serial No.	Parts catalogue code
			4	5	6		
16)	14911-KT7-013	SHIM, TAPPET (1.450) .....	2	2	2		
	14912-KT7-013	SHIM, TAPPET (1.475) .....	2	2	2		
	14913-KT7-013	SHIM, TAPPET (1.500) .....	2	2	2		
	14914-KT7-013	SHIM, TAPPET (1.525) .....	2	2	2		
	14915-KT7-013	SHIM, TAPPET (1.550) .....	2	2	2		
	14916-KT7-013	SHIM, TAPPET (1.575) .....	2	2	2		
	14917-KT7-013	SHIM, TAPPET (1.600) .....	2	2	2		
	14918-KT7-013	SHIM, TAPPET (1.625) .....	2	2	2		
	14919-KT7-013	SHIM, TAPPET (1.650) .....	2	2	2		
	14920-KT7-013	SHIM, TAPPET (1.675) .....	2	2	2		
	14921-KT7-013	SHIM, TAPPET (1.700) .....	2	2	2		
	14922-KT7-013	SHIM, TAPPET (1.725) .....	2	2	2		
	14923-KT7-013	SHIM, TAPPET (1.750) .....	2	2	2		
	14924-KT7-013	SHIM, TAPPET (1.775) .....	2	2	2		
	14925-KT7-013	SHIM, TAPPET (1.800) .....	2	2	2		
	14926-KT7-013	SHIM, TAPPET (1.825) .....	2	2	2		
	14927-KT7-013	SHIM, TAPPET (1.850) .....	2	2	2		
	14928-KT7-013	SHIM, TAPPET (1.875) .....	2	2	2		
	14929-KT7-013	SHIM, TAPPET (1.900) .....	2	2	2		
	14930-KT7-013	SHIM, TAPPET (1.925) .....	2	2	2		
	14931-KT7-013	SHIM, TAPPET (1.950) .....	2	2	2		
	14932-KT7-013	SHIM, TAPPET (1.975) .....	2	2	2		
	14933-KT7-013	SHIM, TAPPET (2.000) .....	2	2	2		
	14934-KT7-013	SHIM, TAPPET (2.025) .....	2	2	2		
	14935-KT7-013	SHIM, TAPPET (2.050) .....	2	2	2		
	14936-KT7-013	SHIM, TAPPET (2.075) .....	2	2	2		
	14937-KT7-013	SHIM, TAPPET (2.100) .....	2	2	2		
	14938-KT7-013	SHIM, TAPPET (2.125) .....	2	2	2		
	14939-KT7-013	SHIM, TAPPET (2.150) .....	2	2	2		

2

2



Ref. No.	Part No.	Description	Reqd. QTY			Serial No.	Parts catalogue code
			4	5	6		
16)	14940-KT7-013	SHIM, TAPPET (2.175)	2	2	2		
	14941-KT7-013	SHIM, TAPPET (2.200)	2	2	2		
	14942-KT7-013	SHIM, TAPPET (2.225)	2	2	2		
	14943-KT7-013	SHIM, TAPPET (2.250)	2	2	2		
	14944-KT7-013	SHIM, TAPPET (2.275)	2	2	2		
	14945-KT7-013	SHIM, TAPPET (2.300)	2	2	2		
	14946-KT7-013	SHIM, TAPPET (2.325)	2	2	2		
	14947-KT7-013	SHIM, TAPPET (2.350)	2	2	2		
	14948-KT7-013	SHIM, TAPPET (2.375)	2	2	2		
	14949-KT7-013	SHIM, TAPPET (2.400)	2	2	2		
	14950-KT7-013	SHIM, TAPPET (2.425)	2	2	2		
	14951-KT7-013	SHIM, TAPPET (2.450)	2	2	2		
17	14901-KT7-013	SHIM, TAPPET (1.200)	2	2	2		
	14902-KT7-013	SHIM, TAPPET (1.225)	2	2	2		
	14903-KT7-013	SHIM, TAPPET (1.250)	2	2	2		
	14904-KT7-013	SHIM, TAPPET (1.275)	2	2	2		
	14905-KT7-013	SHIM, TAPPET (1.300)	2	2	2		
	14906-KT7-013	SHIM, TAPPET (1.325)	2	2	2		
	14907-KT7-013	SHIM, TAPPET (1.350)	2	2	2		
	14908-KT7-013	SHIM, TAPPET (1.375)	2	2	2		
	14909-KT7-013	SHIM, TAPPET (1.400)	2	2	2		
	14910-KT7-013	SHIM, TAPPET (1.425)	2	2	2		
	14911-KT7-013	SHIM, TAPPET (1.450)	2	2	2		
	14912-KT7-013	SHIM, TAPPET (1.475)	2	2	2		
	14913-KT7-013	SHIM, TAPPET (1.500)	2	2	2		
	14914-KT7-013	SHIM, TAPPET (1.525)	2	2	2		
	14915-KT7-013	SHIM, TAPPET (1.550)	2	2	2		
	14916-KT7-013	SHIM, TAPPET (1.575)	2	2	2		
	14917-KT7-013	SHIM, TAPPET (1.600)	2	2	2		

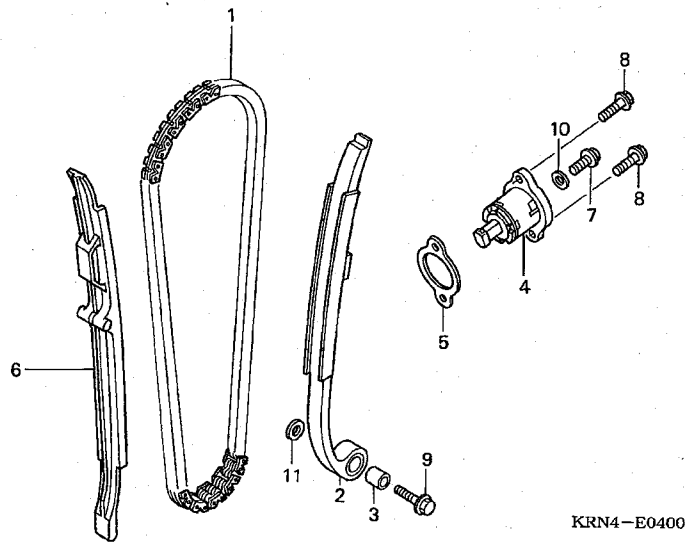
E-3

## CAMSHAFT/VALVE

D 7

Ref. No.	Part No.	Description	Reqd. QTY			Serial No.	Parts catalogue code
			4	5	6		
17)	14918-KT7-013	SHIM, TAPPET (1.625)	2	2	2		
	14919-KT7-013	SHIM, TAPPET (1.650)	2	2	2		
	14920-KT7-013	SHIM, TAPPET (1.675)	2	2	2		
	14921-KT7-013	SHIM, TAPPET (1.700)	2	2	2		
	14922-KT7-013	SHIM, TAPPET (1.725)	2	2	2		
	14923-KT7-013	SHIM, TAPPET (1.750)	2	2	2		
	14924-KT7-013	SHIM, TAPPET (1.775)	2	2	2		
	14925-KT7-013	SHIM, TAPPET (1.800)	2	2	2		
	14926-KT7-013	SHIM, TAPPET (1.825)	2	2	2		
	14927-KT7-013	SHIM, TAPPET (1.850)	2	2	2		
	14928-KT7-013	SHIM, TAPPET (1.875)	2	2	2		
	14929-KT7-013	SHIM, TAPPET (1.900)	2	2	2		
	14930-KT7-013	SHIM, TAPPET (1.925)	2	2	2		
	14931-KT7-013	SHIM, TAPPET (1.950)	2	2	2		
	14932-KT7-013	SHIM, TAPPET (1.975)	2	2	2		
	14933-KT7-013	SHIM, TAPPET (2.000)	2	2	2		
	14934-KT7-013	SHIM, TAPPET (2.025)	2	2	2		
	14935-KT7-013	SHIM, TAPPET (2.050)	2	2	2		
	14936-KT7-013	SHIM, TAPPET (2.075)	2	2	2		
	14937-KT7-013	SHIM, TAPPET (2.100)	2	2	2		
	14938-KT7-013	SHIM, TAPPET (2.125)	2	2	2		
	14939-KT7-013	SHIM, TAPPET (2.150)	2	2	2		
	14940-KT7-013	SHIM, TAPPET (2.175)	2	2	2		
	14941-KT7-013	SHIM, TAPPET (2.200)	2	2	2		
	14942-KT7-013	SHIM, TAPPET (2.225)	2	2	2		
	14943-KT7-013	SHIM, TAPPET (2.250)	2	2	2		
	14944-KT7-013	SHIM, TAPPET (2.275)	2	2	2		
	14945-KT7-013	SHIM, TAPPET (2.300)	2	2	2		
	14946-KT7-013	SHIM, TAPPET (2.325)	2	2	2		
	14947-KT7-013	SHIM, TAPPET (2.350)	2	2	2		
	14948-KT7-013	SHIM, TAPPET (2.375)	2	2	2		
	14949-KT7-013	SHIM, TAPPET (2.400)	2	2	2		
	14950-KT7-013	SHIM, TAPPET (2.425)	2	2	2		
	14951-KT7-013	SHIM, TAPPET (2.450)	2	2	2		
	14952-KT7-013	SHIM, TAPPET (2.475)	2	2	2		
	14953-KT7-013	SHIM, TAPPET (2.500)	2	2	2		
	14954-KT7-013	SHIM, TAPPET (2.525)	2	2	2		
	14955-KT7-013	SHIM, TAPPET (2.550)	2	2	2		
	14956-KT7-013	SHIM, TAPPET (2.575)	2	2	2		
	14957-KT7-013	SHIM, TAPPET (2.600)	2	2	2		
	14958-KT7-013	SHIM, TAPPET (2.625)	2	2	2		
	14959-KT7-013	SHIM, TAPPET (2.650)	2	2	2		
	14960-KT7-013	SHIM, TAPPET (2.675)	2	2	2		
	14961-KT7-013	SHIM, TAPPET (2.700)	2	2	2		
	14962-KT7-013	SHIM, TAPPET (2.725)	2	2	2		
	14963-KT7-013	SHIM, TAPPET (2.750)	2	2	2		
	14964-KT7-013	SHIM, TAPPET (2.775)	2	2	2		
	14965-KT7-013	SHIM, TAPPET (2.800)	2	2	2		
	14966-KT7-013	SHIM, TAPPET (2.825)	2	2	2		
	14967-KT7-013	SHIM, TAPPET (2.850)	2	2	2		
	14968-KT7-013	SHIM, TAPPET (2.875)	2	2	2		
	14969-KT7-013	SHIM, TAPPET (2.900)	2	2	2		
18	91007-KRN-671	BEARING, BALL RADIAL, 6905	1	1	1		
19	96001-06012-00	BOLT, FLANGE, 6X12	1	1	1		

2



Ref. No.	L.O.N.	(Relative ref. Number) Description	F.R.T.
1	110140	CHAIN, CAM .....	1.1
2	111130	TENSIONER, CAM CHAIN .....	1.1
4		(5)	
	111133	LIFTER, TENSIONER .....	0.2
6	111139	GUIDE, CAM CHAIN .....	1.7

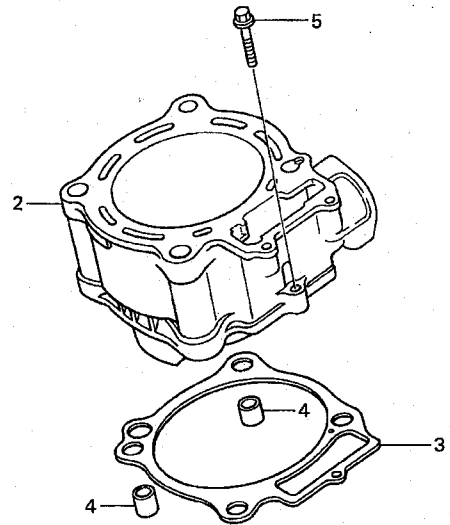
←FR.

Ref. No.	Part No.	Description	Reqd. QTY			Serial No.	Parts catalogue code
			4	5	6		
1	14401-KRN-671	CHAIN, CAM .....	1	1	1		
2	14510-KRN-670	TENSIONER COMP., CAM CHAIN ..	1	1	1		
3	14515-KFO-000	COLLAR, TENSIONER, 6X9 .....	1	1	1		
4	14520-KRN-670	LIFTER ASSY., TENSIONER .....	1	-	-	----- 5004902	
	14520-KRN-671	.....	1	-	-	5004903	
5	14560-MEN-671	GASKET, TENSIONER LIFTER .....	1	1	1		
6	14620-KRN-670	GUIDE, CAM CHAIN .....	1	1	1		
7	90004-GHB-600	BOLT, FLANGE, 6X10(NSHF) .....	1	1	1		
8	90004-GHB-630	BOLT, FLANGE, 6X16(NSHF) .....	2	2	2		
9	90088-MEB-670	BOLT, FLANGE, 6X25 .....	1	1	1		
10	90442-397-000	WASHER, SEALING, 6MM .....	1	1	1		
11	90482-567-000	WASHER, SPECIAL, 6MM .....	1	1	1		

E-5

CYLINDER

D 9

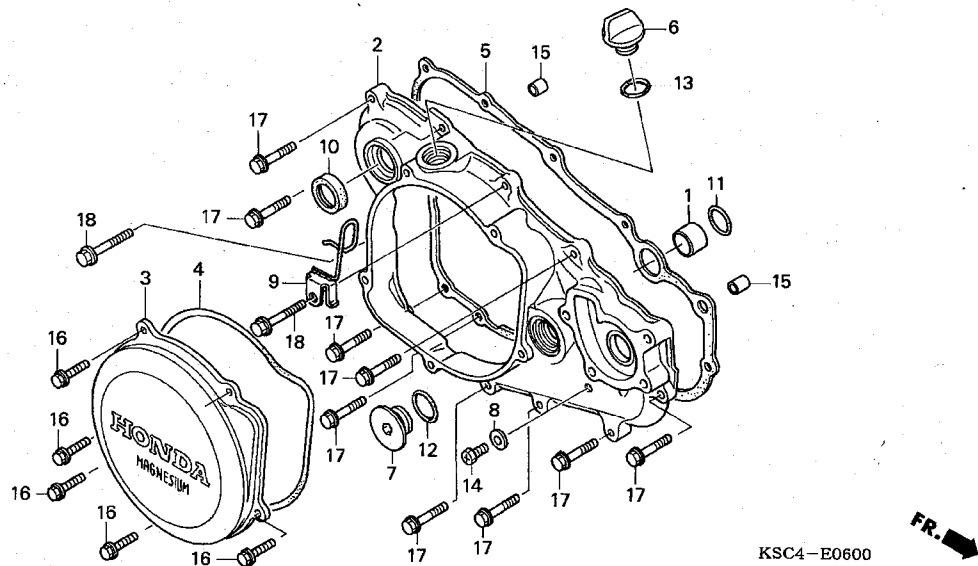


KRN4-E0500A

Ref. No.	L.O.N.	(Relative ref. Number) Description	F.R.T.
2	1111A5	CYLINDER .....	2.1
3	111102	GASKET, CYLINDER .....	2.0

Ref. No.	Part No.	Description	Reqd. QTY			Serial No.	Parts catalogue code	
			4	5	6			
2	12100-KRN-670	CYLINDER .....	1	-	-	5011470		
	12100-KRN-671	.....	1	-	-	5011471 5013824		
				-	1	-	5013824 ED	
				-	1	-	5103681 DK	
		12100-KRN-672	.....	-	1	-	5103682	DK
		12100-KRN-730	.....	1	-	-	5013825	
3			-	-	1	5013825	ED	
	12191-KRN-671	GASKET, CYLINDER .....	1	-	-		ED	
				1	-	-	5013824 U	
				-	1	-		DK
				-	1	-	5013824	ED
		12191-KRN-731	.....	1	-	-	5013825	U
4	94301-12200	DOWEL PIN, 12X20 .....	2	2	2			
	5	96001-06028-00	BOLT, FLANGE, 6X28 .....	1	1	1		

2



Ref. No.	L.O.N.	(Relative ref. Number) Description	F.R.T.
2	110159	COVER, CRANKCASE :RIGHT .....	1.0
3		(4)	
	212121	COVER, CLUTCH .....	0.2
5	110158	GASKET, CRANKCASE COVER :RIGHT	0.7
10	112105	OIL SEAL, KICK STARTER SPINDLE	0.7

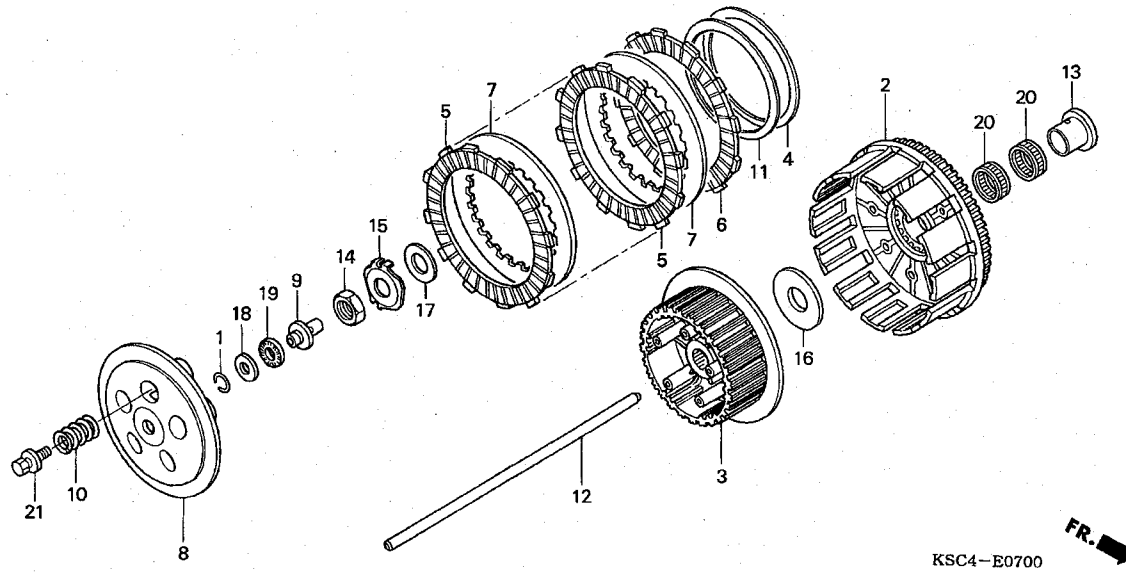
Ref. No.	Part No.	Description	Reqd. QTY			Serial No.	Parts catalogue code
			4	5	6		
1	11102-KRN-670	COLLAR, WATER PASS, 16MM .....	1	1	1		
2	11331-KSC-670	COVER, R. CRANKCASE .....	1	1	1		
3	11351-KSC-670	COVER, CLUTCH .....	1	1	1		
4	11352-KRN-671	GASKET, CLUTCH COVER .....	1	1	1		
5	11394-KRN-670	GASKET, R. COVER .....	1	1	1		
6	15611-KA3-710	CAP, OIL FILLER .....	1	1	1		
7	90087-KW3-000	CAP, 30MM .....	1	1	1		
8	90463-ML7-000	WASHER, SEALING, 6.5MM .....	1	1	1		
9	90510-KSC-671	GUIDE COMP., CLUTCH CABLE .....	1	1	1		
10	91205-KA3-712	OIL SEAL, 16.5X25X5(NOK) .....	1	1	1		
11	91304-MJ0-003	O-RING, 15.8X2.4 (SHOWA) .....	1	1	1		
12	91305-KF0-003	O-RING, 27X2 (ARAI) .....	1	1	1		
13	91370-461-000	O-RING, 11.9X2.2 .....	1	1	1		
14	92301-06010-0A	BOLT, RECESSED, 6X10 .....	1	1	1		
15	94301-08140	DOWEL PIN, 8X14 .....	2	2	2		
16	96001-06020-00	BOLT, FLANGE, 6X20 .....	5	5	5		
17	96001-06028-00	BOLT, FLANGE, 6X28 .....	9	9	9		
18	96001-06035-00	BOLT, FLANGE, 6X35 .....	2	2	2		



E-7

CLUTCH

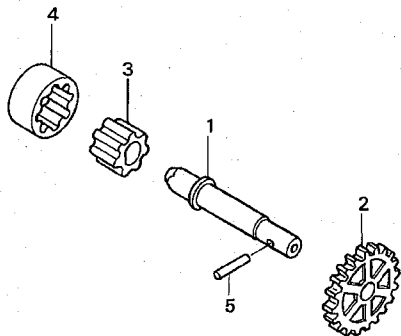
D11



Ref. No.	L.O.N.	(Relative ref. Number) Description	F.R.T.
2	2121A0	OUTER, CLUTCH .....	0.6
3	212112	CENTER, CLUTCH .....	0.6
5	2121A1	(4,6,7,11) DISC, CLUTCH FRICTION .....	0.4
		.NOTE: Same time for two units or more	
8	2121A3	(1,9,18,19) PLATE, CLUTCH PRESSURE .....	0.3
10	212107	SPRING, CLUTCH .....	0.3
		.NOTE: Same time for two units or more	
12	2121B6	(1,9,18,19) ROD, CLUTCH LIFTER .....	0.3

Ref. No.	Part No.	Description	Reqd. QTY			Serial No.	Parts catalogue code
			4	5	6		
1	13115-147-000	CLIP, PISTON PIN, 10MM .....	1	1	1		
2	22100-KSC-670	OUTER COMP., CLUTCH .....	1	1	1		
3	22120-KSC-670	CENTER, CLUTCH .....	1	1	1		
4	22125-435-000	SEAT, JUDDER SPRING .....	1	1	1		
5	22201-KSC-670	DISK A, CLUTCH FRICTION .....	7	7	7		
6	22202-KSC-670	DISK B, CLUTCH FRICTION .....	1	1	1		
7	22321-KF0-770	PLATE, CLUTCH .....	7	7	7		
8	22351-KZ4-A90	PLATE, CLUTCH PRESSURE .....	1	1	1		
9	22352-KZ4-A90	PIECE, CLUTCH LIFTER .....	1	1	1		
10	22401-KSC-670	SPRING, CLUTCH .....	5	5	5		
11	22402-435-000	SPRING, JUDDER .....	1	1	1		
12	22851-KZ3-J20	ROD, CLUTCH LIFTER .....	1	1	1		
13	28237-KSC-670	COLLAR, CLUTCH OUTER .....	1	1	1		
14	90235-KA4-000	NUT, 18MM .....	1	1	1		
15	90441-KSC-670	WASHER, LOCK, 18MM .....	1	1	1		
16	90456-KS6-000	WASHER, THRUST, 20MM .....	1	1	1		
17	90501-ML3-910	WASHER, 18X32X2 .....	1	1	1		
18	90608-072-000	WASHER, 12MM .....	1	1	1		
19	91001-147-003	BEARING, NEEDLE, 12MM(NTN) ..	1	1	1		
20	91012-P68-003	BEARING, NEEDLE, 27X31X16.8 ..	2	2	2		
21	93404-06020-08	BOLT-WASHER, 6X20 .....	5	5	5		

2



KRN4-E0800

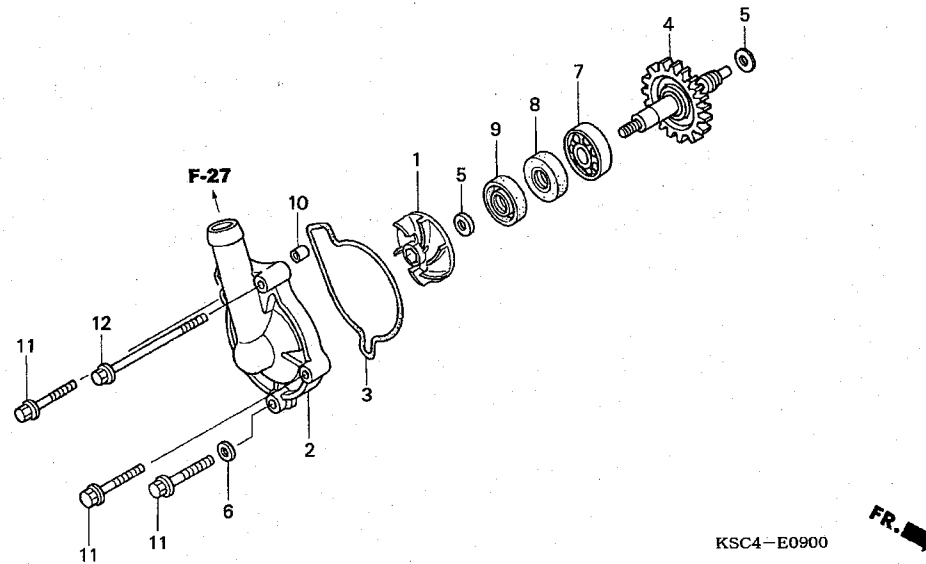
Ref. No.	L.O.N.	(Relative ref. Number) Description	F.R.T.
2	1131C4	GEAR, OIL PUMP DRIVEN ..... (1,4)	1.0
3	1131C7	ROTOR, OIL PUMP ..... .INCLUDES: Engine removal and installation	4.2

Ref. No.	Part No.	Description	Reqd. QTY			Serial No.	Parts catalogue code
			4	5	6		
1	15111-KRN-670	SHAFT, OIL PUMP .....	1	1	1		
2	15133-KRN-670	GEAR, OIL PUMP DRIVEN (18T) .	1	1	1		
3	15331-324-000	ROTOR, OIL PUMP INNER .....	1	1	1		
4	15332-324-000	ROTOR, OIL PUMP OUTER .....	1	1	1		
5	96220-30178	ROLLER, 3X17.8 .....	1	1	1		

E-9

WATER PUMP

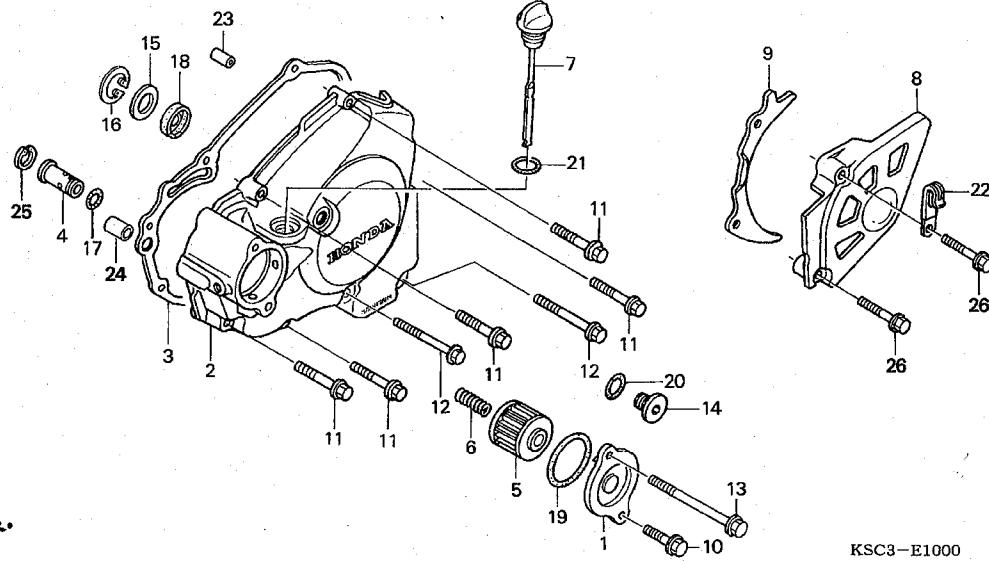
D13



Ref. No.	L.O.N.	(Relative ref. Number) Description	F.R.T.
1	114105	IMPELLER, WATER PUMP .....	0.4
2		(3)	
	1141B0	COVER, WATER PUMP .....	0.3
4	1101F8	GEAR, WATER PUMP DRIVE .....	0.8
7	114144	BEARING, WATER PUMP .....	1.0
9	114110	MECHANICAL SEAL, WATER PUMP ..	1.1

Ref. No.	Part No.	Description	Reqd. QTY			Serial No.	Parts catalogue code
			4	5	6		
1	19215-KRN-670	IMPELLER, WATER PUMP .....	1	1	1		
2	19221-KRN-670	COVER, WATER PUMP .....	1	1	1		
3	19226-KRN-670	GASKET, WATER PUMP .....	1	1	1		
4	19240-KSC-670	GEAR COMP., WATER PUMP (22T)	1	1	1		
5	90447-KE1-000	WASHER, SEALING, 7MM .....	2	2	2		
6	90463-ML7-000	WASHER, SEALING, 6.5MM .....	1	1	1		
7	91001-KA4-003	BEARING, RADIAL BALL, 12X28X7 (NTN)	1	1	1		
8	91201-148-003	OIL SEAL, 12X22X5 (ARAI) .....	1	1	1		
9	91211-KRN-671	SEAL, WATER PUMP .....	1	1	1		
10	91320-KE1-000	DOWEL PIN .....	1	1	1		
11	96001-06028-00	BOLT, FLANGE, 6X28 .....	3	3	3		
12	96001-06085-00	BOLT, FLANGE, 6X85 .....	1	1	1		

2



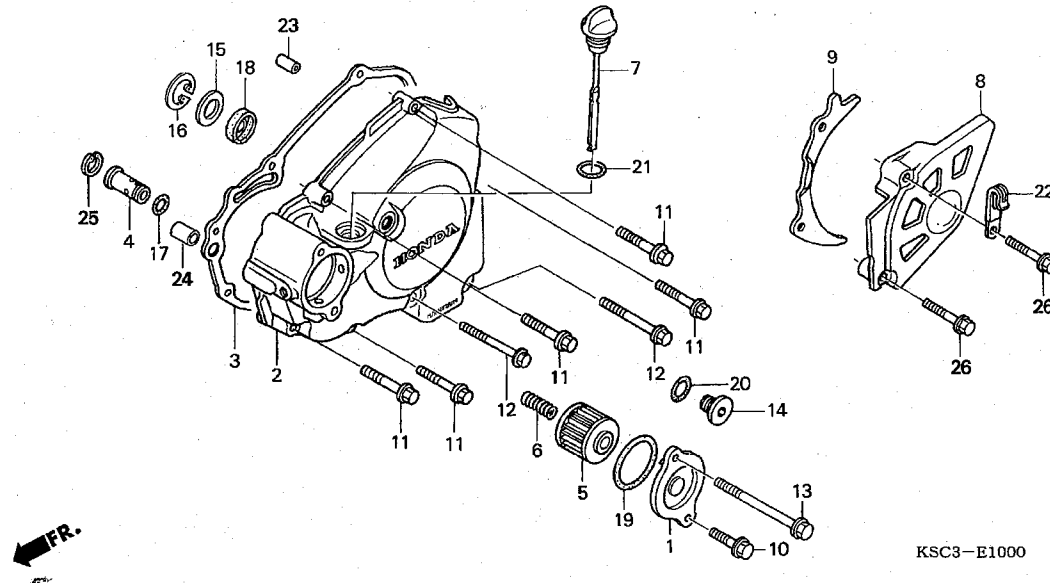
Ref. No.	L.O.N.	(Relative ref. Number) Description	F.R.T.
2		(4,18)	
2	1101A6	COVER, CRANKCASE :LEFT .....	0.5
3	1101A3	GASKET, CRANKCASE COVER :LEFT .....	0.4
5		(1,19)	
5	113127	ELEMENT, OIL FILTER .....	0.2
8	2131A4	COVER, DRIVE SPROCKET .....	0.1

Ref. No.	Part No.	Description	Reqd. QTY			Serial No.	Parts catalogue code
			4	5	6		
1	11333-KRN-670	COVER, OIL FILTER .....	1	1	1		
2	11340-KRN-670	COVER COMP., L. CRANKCASE ...	1	1	1		
3	11395-KRN-670	GASKET, L. COVER .....	1	1	1		
4	15220-MEB-770	VALVE ASSY., RELIEF .....	1	1	1		
5	15412-MEN-671	FILTER COMP., ENGINE OIL ....	1	1	1		
6	15414-MEB-670	SPRING, OIL FILTER .....	1	1	1		
7	15650-KRN-670	GAUGE, OIL LEVEL .....	1	1	1		
8	23810-KSC-670	COVER COMP., DRIVE SPROCKET ..	1	1	1		
9	23812-KSC-670	GUIDE, DRIVE CHAIN .....	1	1	1		
10	90004-GHB-630	BOLT, FLANGE, 6X16(NSHF) ....	1	1	1		
11	90004-GHB-690	BOLT, FLANGE, 6X32(NSHF) ....	5	5	5		
12	90004-GHB-710	BOLT, FLANGE, 6X40(NSHF) ....	2	2	2		
13	90004-GHB-780	BOLT, FLANGE, 6X75(NSHF) ....	1	1	1		
14	90084-MEN-670	CAP, 14MM .....	1	1	1		
15	90451-459-770	WASHER, THRUST, 13MM .....	1	1	1		
16	90602-MEB-670	CIRCLIP, SPECIAL INTERNAL, 24MM	1	1	1		
17	90751-GK1-003	O-RING, 8.5X1.7 .....	1	1	1		
18	91204-KRN-671	OIL SEAL, 10X21X5 .....	1	1	1		
19	91302-PA9-003	O-RING, 39.8X2.2(ARAI) .....	1	1	1		
20	91303-377-000	O-RING, 13.8X2.5 .....	1	1	1		
21	91307-035-000	O-RING, 18X3 .....	1	1	1		
22	91410-679-000	CLIP, 2X60 .....	1	1	1		
23	94301-08140	DOWEL PIN, 8X14 .....	1	1	1		
24	94301-10160	DOWEL PIN, 10X16 .....	1	1	1		

E-10

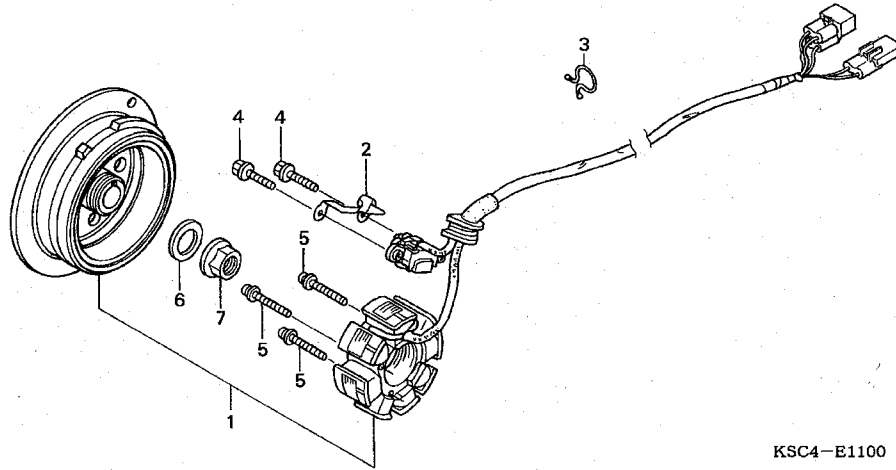
L. CRANKCASE COVER

D15



Ref. No.	Part No.	Description	Reqd. QTY			Serial No.	Parts catalogue code
			4	5	6		
25	94520-14000	CIRCLIP, INTERNAL, 14MM .....	1	1	1		
26	96001-06030-07	BOLT, FLANGE, 6X30 .....	2	2	2		

2



KSC4-E1100

Ref. No.	L.O.N.	(Relative ref. Number) Description	F.R.T.
1	613100	GENERATOR ASSEMBLY OR STATOR	0.8

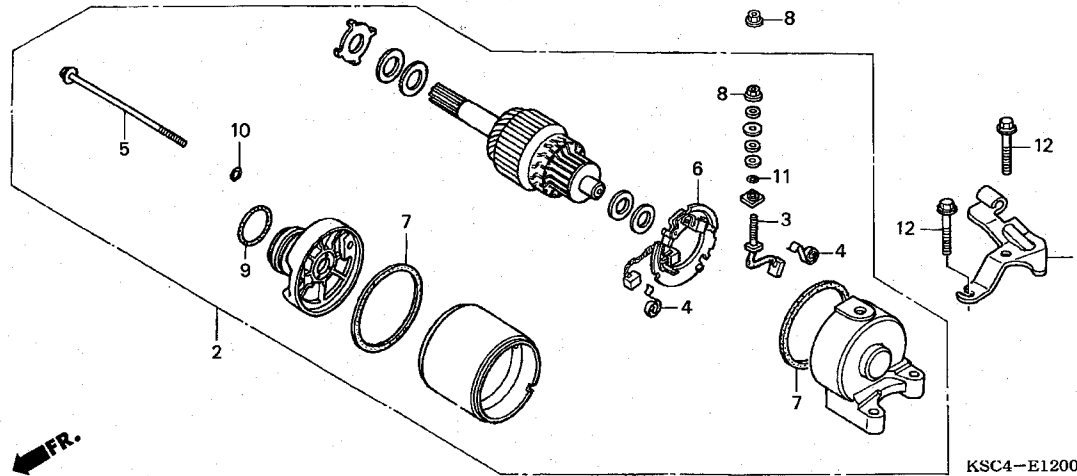
Ref. No.	Part No.	Description	Reqd. QTY			Serial No.	Parts catalogue code
			4	5	6		
1	31100-KSC-671	GENERATOR ASSY., FLYWHEEL TYPE A.C.	1	1	1		
2	32112-KRN-670	CLAMPER, CORD	1	1	1		
3	32171-GF9-621	LOCK, PURSE	1	1	1		
4	90005-896-000	BOLT, FLANGE, 5X16	2	2	2		
5	90010-MEB-670	SCREW-WASHER, 4X24	3	3	3		
6	90437-611-000	WASHER, PLAIN, 12MM	1	1	1		
7	94050-12000	NUT, FLANGE, 12MM	1	1	1		

2

E-12

STARTING MOTOR

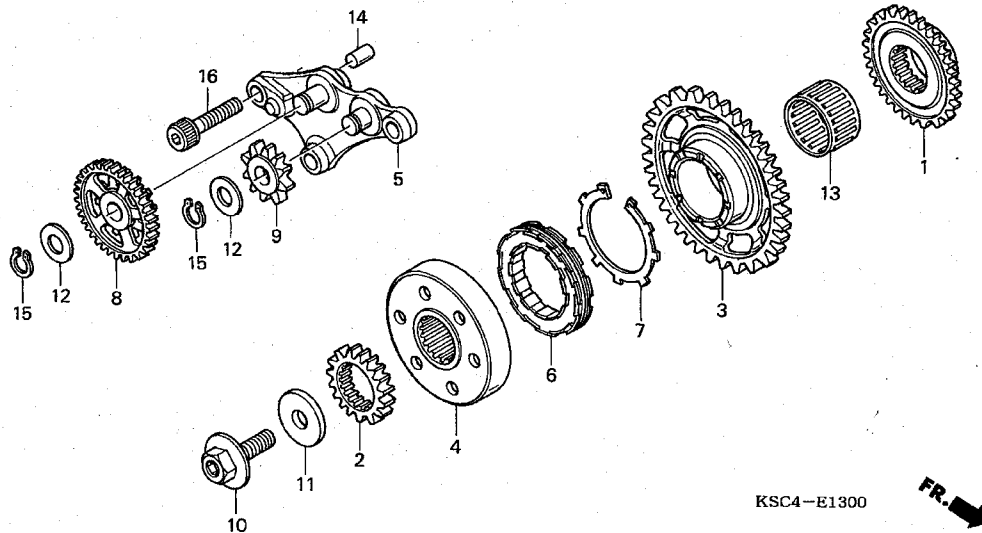
E 1



Ref. No.	L.O.N.	(Relative ref. Number) Description	F.R.T.
2	612105	MOTOR, STARTING .....	2.1
3	6121A4	TERMINAL, BRUSH(STARTER) .....	2.3
6	6121A5	HOLDER, BRUSH(STARTER) .....	2.3

Ref. No.	Part No.	Description	Reqd. QTY			Serial No.	Parts catalogue code
			4	5	6		
1	22838-KSC-670	RECEIVER, CLUTCH CABLE .....	1	1	1		
2	31200-KSC-671	MOTOR ASSY., STARTING .....	1	1	1		
3	31201-MBE-008	TERMINAL SET, BRUSH .....	1	1	1		
4	31204-KS5-901	SPRING, CARBON BRUSH .....	2	2	2		
5	31205-MBE-008	BOLT, SETTING .....	2	2	2		
6	31206-MBE-008	HOLDER SET, BRUSH .....	1	1	1		
7	31207-MBE-008	RING .....	2	2	2		
8	90071-MB0-000	NUT-WASHER, 6MM .....	2	2	2		
9	91309-425-003	O-RING, 24.4X3.1(ARAI) .....	1	1	1		
10	91320-MBE-008	O-RING .....	2	2	2		
11	91320-MB0-000	O-RING .....	1	1	1		
12	96001-06028-00	BOLT, FLANGE, 6X28 .....	2	2	2		

2



Ref. No.	L.O.N.	(Relative ref. Number) Description	F.R.T.
1	110183	GEAR, BALANCER DRIVE .....	1.2
2	211105	GEAR, PRIMARY DRIVE .....	1.1
3	612120	GEAR, STARTER DRIVEN .....	1.2
4	612131	OUTER, STARTING CLUTCH .....	1.3
5	612145	HOLDER, STARTER DRIVE GEAR ...	1.2
6	6121A2	CLUTCH, STARTING ONE WAY .....	1.3
8	612125	GEAR, STARTER REDUCTION .....	1.1
9	612135	GEAR, STARTER IDLE .....	1.1

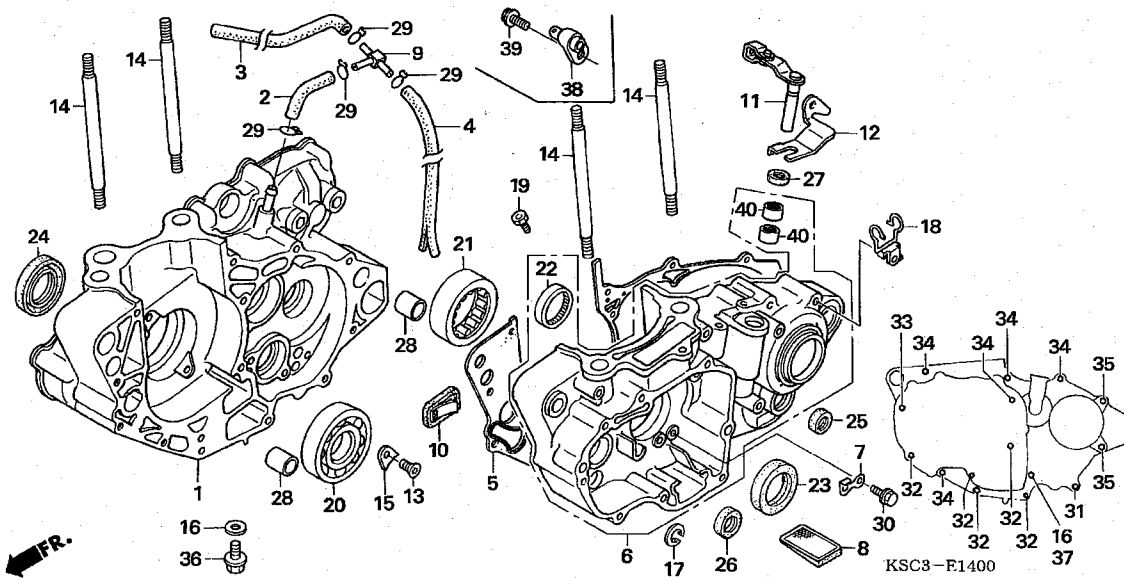
Ref. No.	Part No.	Description	Reqd. QTY			Serial No.	Parts catalogue code
			4	5	6		
1	13415-KRN-670	GEAR, BALANCER DRIVE (32T) ..	1	1	1		
2	23121-KSC-670	GEAR, PRIMARY DRIVE (18T) ...	1	1	1		
3	28110-KSC-670	GEAR COMP., STARTING DRIVEN (38T)	1	1	1		
4	28115-KSC-670	OUTER, STARTING CLUTCH .....	1	1	1		
5	28120-KSC-670	HOLDER COMP., STARTER GEAR ..	1	1	1		
6	28125-MT7-004	CLUTCH, ONE WAY .....	1	1	1		
7	28127-MS2-612	RING, FRICTION .....	1	1	1		
8	28131-KSC-670	GEAR, STARTING REDUCTION (53T/10T)	1	1	1		
9	28141-KSC-670	GEAR, STARTING IDLE (10T) ...	1	1	1		
10	90013-MEB-670	BOLT, SPECIAL, 12X28 .....	1	1	1		
11	90402-KW6-960	WASHER, PLAIN, 12MM .....	1	1	1		
12	90452-166-600	WASHER, THRUST, 12MM .....	2	2	2		
13	91025-KT7-003	BEARING, NEEDLE, 30X37X20 ...	1	1	1		
14	94303-08140	DOWEL PIN, 8X14 .....	1	1	1		
15	94510-12000	CIRCLIP, EXTERNAL, 12MM .....	2	2	2		
16	96600-08028-00	BOLT, SOCKET, 8X28 .....	3	3	3		



E-14

CRANKCASE

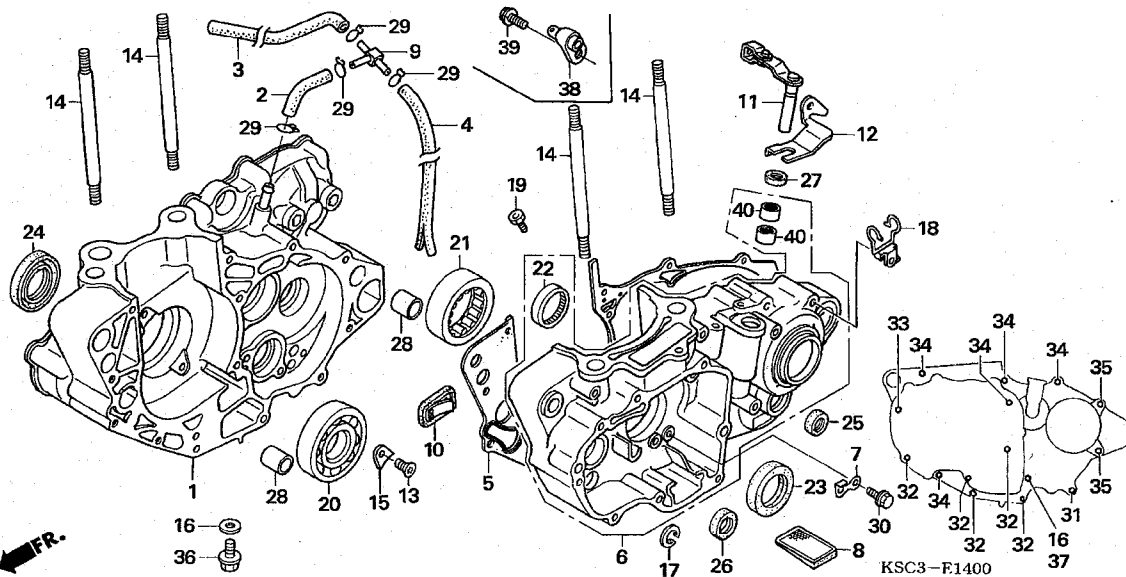
E 3



Ref. No.	L.O.N.	(Relative ref. Number) Description	F.R.T.
1	110120	CRANKCASE :RIGHT ..... .INCLUDES: Engine removal and installation	4.9
	1101A2	CRANKCASE :BOTH ..... .INCLUDES: Engine removal and installation	5.5
5	110110	GASKET, CRANKCASE ..... .INCLUDES: Engine removal and installation	4.2
6	110115	CRANKCASE :LEFT ..... .INCLUDES: Engine removal and installation	5.0
8	1131B5	SCREEN, OIL FILTER ..... .INCLUDES: Engine removal and installation	4.2
10	1101L3	ONE WAY VALVE, CRANKCASE ..... .INCLUDES: Engine removal and installation	4.2
11	2121A7	LEVER, CLUTCH ..... .INCLUDES: Engine removal and installation	0.2
20	1101B7	BEARING, CRANKSHAFT :RIGHT ... .INCLUDES: Engine removal and installation	4.4
	1101G0	BEARING, CRANKSHAFT :BOTH .... .INCLUDES: Engine removal and installation	4.6

Ref. No.	Part No.	Description	Reqd. QTY			Serial No.	Parts catalogue code
			4	5	6		
1	11100-KSC-670	CRANKCASE COMP., R. ....	1	1	1		
2	11105-KSC-670	TUBE A, BREATHER .....	1	1	1		
3	11107-KSC-670	TUBE B, BREATHER .....	1	1	1		
4	11108-KSC-670	TUBE C, BREATHER .....	1	1	1		
5	11191-KRN-670	GASKET, CRANKCASE .....	1	1	1		
6	11200-KSC-670	CRANKCASE COMP., L. ....	1	-	-		ED
			1	-	-	5013824	U
			-	1	-		DK
			-	1	-	5013824	ED
	11200-KSC-671	.....	1	-	-	5013825	U
			-	1	-	5013825	ED
			-	-	1		
7	11206-KRN-670	PLATE, CAM CHAIN GUIDE .....	1	1	1		
8	15421-KKO-000	SCREEN, OIL FILTER .....	1	1	1		
9	16961-MCT-010	JOINT, THREE WAY .....	1	1	1		
10	18601-MBW-003	VALVE COMP., REED .....	1	1	1		
11	22810-KSC-670	LEVER COMP., CLUTCH LIFTER ..	1	1	1		
12	22813-KRN-670	PLATE, CLUTCH LEVER .....	1	1	1		
13	90003-KRN-670	SCREW, SPECIAL FLAT, 6X12 ...	2	2	2		
14	90031-KRN-670	BOLT, STUD, 10X135 .....	4	4	4		
15	90441-KRN-670	PLATE, BEARING HOLDER .....	2	2	2		
16	90474-333-000	WASHER, SEALING, 8MM .....	2	2	2		
17	90604-MEB-670	CIRCLIP, SPECIAL, 33MM .....	1	1	1		
18	90610-MEB-670	GUIDE COMP., TUBE .....	1	1	1		

2



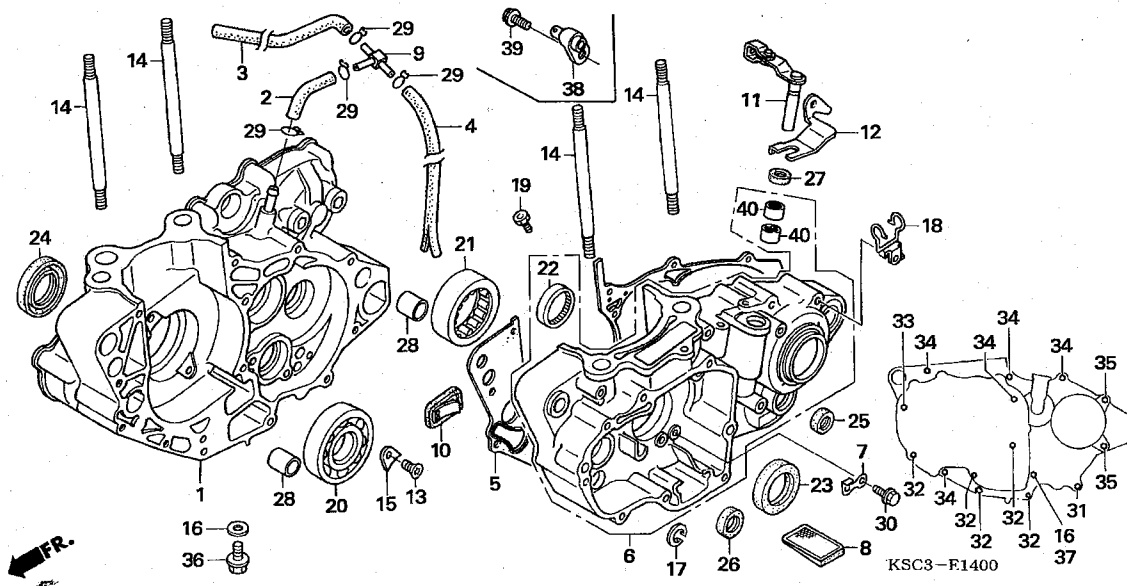
Ref. No.	L.O.N.	(Relative ref. Number) Description	F.R.T.
21	1101B6	BEARING, CRANKSHAFT :LEFT .... .INCLUDES: Engine removal and installation	4.4
23	110131	OIL SEAL, CRANKSHAFT :LEFT ... .INCLUDES: Engine removal and installation	4.3
	1101H3	OIL SEAL, CRANKSHAFT :BOTH ... .INCLUDES: Engine removal and installation	4.4
24	110132	OIL SEAL, CRANKSHAFT :RIGHT .. .INCLUDES: Engine removal and installation	4.3
25	1101F9	OIL SEAL, GEARSHIFT SPINDLE ..	1.1

Ref. No.	Part No.	Description	Reqd. QTY			Serial No.	Parts catalogue code
			4	5	6		
19	90901-KRN-670	JET, OIL, #100 .....	1	-	-	----- ED	
			1	-	-	----- 5013824 U	
			-	1	-	----- DK	
			-	1	-	----- 5013824 ED	
20	91001-KRN-671	BEARING, RADIAL BALL, 30X72X16	1	1	1		
21	91002-KRN-671	BEARING, SPECIAL ROLLER .....	1	1	1		
22	91022-KA4-740	BEARING, SHELL, 33X38X8 (NTN)	1	1	1		
23	91201-MEB-671	OIL SEAL, 38X52X7 (ARAI) .....	1	1	1		
24	91202-MEB-671	OIL SEAL, 39X56X7 (ARAI) .....	1	1	1		
25	91203-KA4-771	OIL SEAL, 14X22X5 (NOK) .....	1	1	1		
26	91203-MEB-671	OIL SEAL, 20X33X5 (ARAI) .....	1	1	1		
27	91205-MEB-671	OIL SEAL, 12X18X3 (ARAI) .....	1	1	1		
28	94301-14200	DOWEL PIN, 14X20 .....	2	2	2		
29	95002-02100	CLIP, TUBE (B10) .....	4	4	4		
30	96001-06012-00	BOLT, FLANGE, 6X12 .....	1	1	1		
31	96001-06040-00	BOLT, FLANGE, 6X40 .....	1	1	1		
32	96001-06045-00	BOLT, FLANGE, 6X45 .....	5	5	5		
33	96001-06060-00	BOLT, FLANGE, 6X60 .....	1	1	1		
34	96001-06070-00	BOLT, FLANGE, 6X70 .....	5	5	5		
35	96001-06075-00	BOLT, FLANGE, 6X75 .....	2	2	2		
36	96300-08025-00	BOLT, FLANGE, 8X25 .....	1	1	1		
37	96300-08070-00	BOLT, FLANGE, 8X70 .....	1	1	1		
38	11210-KRN-730	JET COMP., PISTON, #80 .....	1	-	-	5013825 ----- U	
			-	1	-	5013825 ----- ED	
			-	-	1		

E-14

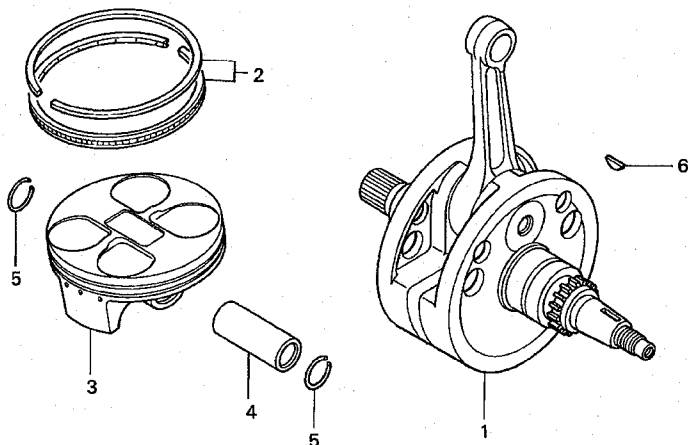
CRANKCASE

E 5



Ref. No.	Part No.	Description	Reqd. QTY			Serial No.	Parts catalogue code
			4	5	6		
39	96001-06012-00	BOLT, FLANGE, 6X12 .....	1	-	-	5013825 ----- U	
			-	1	-	5013825 ----- ED	
40	91053-719-005	BEARING, NEEDLE, 12X16X10(NTN)	2	2	2		

2



Ref. No.	L.O.N.	(Relative ref. Number) Description	F.R.T.
1	1101B5	CRANKSHAFT ..... .INCLUDES: Engine removal and installation (2,4,5)	4.4
3	111103	RING, PISTON AND/OR PISTON (ONE) .....	2.2

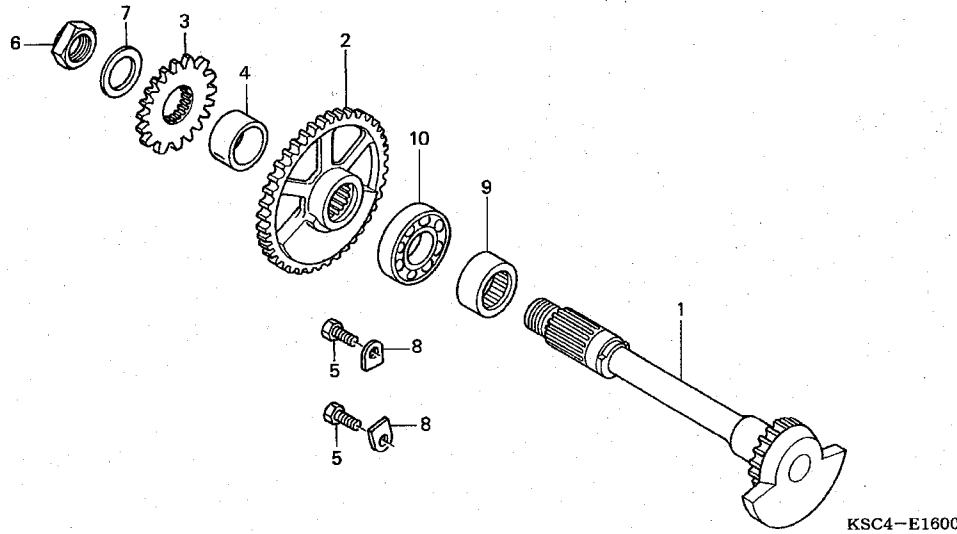
Ref. No.	Part No.	Description	Reqd. QTY			Serial No.	Parts catalogue code
			4	5	6		
1	13000-KSC-670	CRANKSHAFT COMP. ....	1	1	1		
2	13011-KRN-670	RING SET, PISTON (STD.) .....	1	1	1		
3	13101-KRN-670	PISTON .....	1	1	1		
4	13111-KRN-670	PIN, PISTON .....	1	1	1		
5	13115-KM7-700	CLIP, PISTON PIN, 16MM .....	2	2	2		
6	13331-360-000	KEY, SPECIAL WOODRUFF, 25X14	1	1	1		

2

E-16

BALANCER

E 7

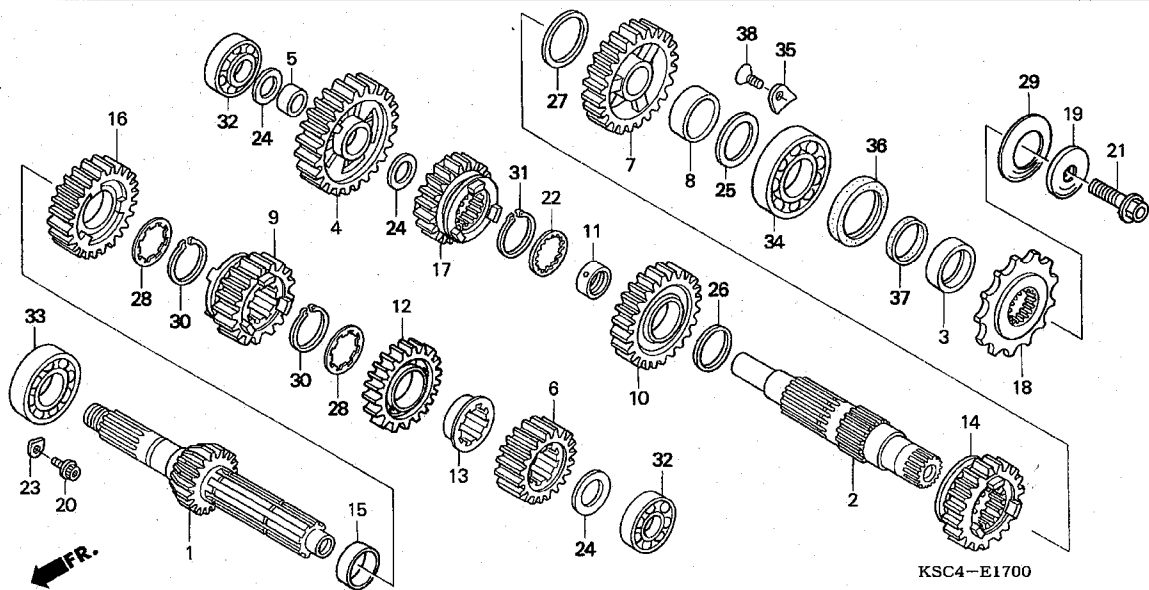


Ref. No.	L.O.N.	(Relative ref. Number) Description	F.R.T.
1	110185	SHAFT, BALANCER .....	1.5
2	1101L5	GEAR, BALANCER DRIVEN .....	1.2
3	1101F8	GEAR, WATER PUMP DRIVE .....	0.8
9	1101G3	BEARING, BALANCER SHAFT :LEFT .INCLUDES: Engine removal and installation	4.4
	1101G5	BEARING, BALANCER SHAFT :BOTH .INCLUDES: Engine removal and installation	4.6
10	1101G4	BEARING, BALANCER SHAFT :RIGHT .INCLUDES: Engine removal and installation	4.4

FR.

Ref. No.	Part No.	Description	Reqd. QTY			Serial No.	Parts catalogue code
			4	5	6		
1	13420-KSC-670	SHAFT COMP., BALANCER .....	1	1	1		
2	13422-KRN-670	GEAR, BALANCER DRIVEN (32T) .	1	1	1		
3	19245-KRN-670	GEAR, WATER PUMP DRIVE (19T)	1	1	1		
4	19246-KSC-670	COLLAR, WATER PUMP GEAR .....	1	1	1		
5	90038-KY4-900	BOLT, HEX., 6X16 .....	2	2	2		
6	90204-MN5-000	NUT, HEX., 14MM .....	1	1	1		
7	90433-KE1-000	WASHER, 14MM .....	1	1	1		
8	90441-KA4-700	PLATE, BEARING HOLDER .....	2	2	2		
9	91004-MEB-671	BEARING, SPECIAL ROLLER, 20X32X14	1	1	1		
10	91005-MEB-671	BEARING, RADIAL BALL, TMB 6003	1	1	1		

2



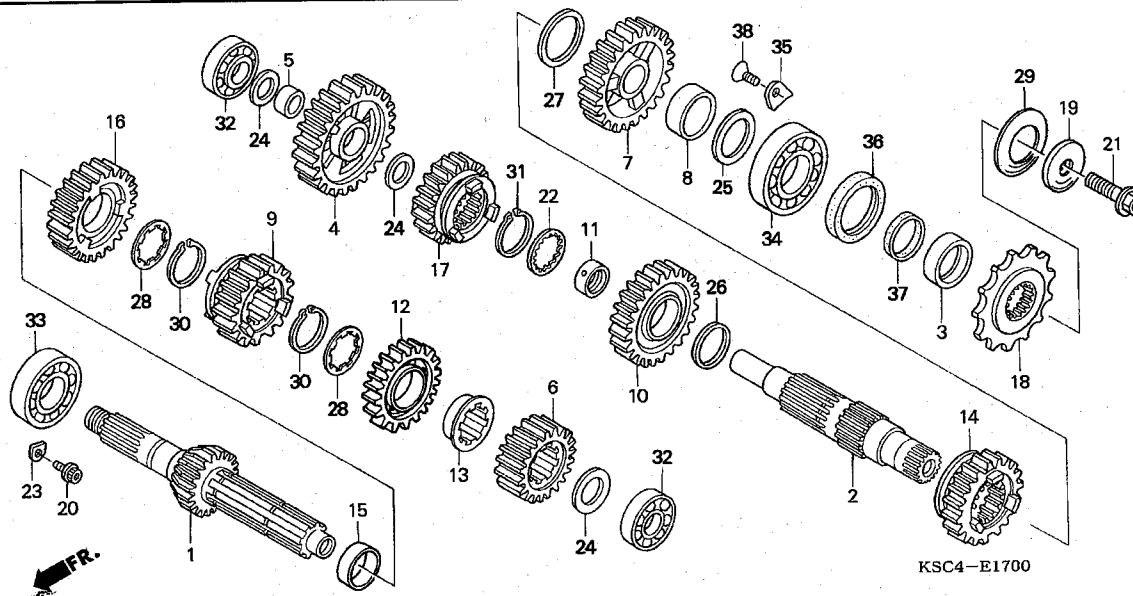
Ref. No.	L.O.N.	(Relative ref. Number) Description	F.R.T.
1		(6,9,12,16) MAINSHAFT, TRANSMISSION .....	4.4
	210141	.INCLUDES: Engine removal and installation	
	210141A	.Replace countershaft add ....	0.2
2		(4,7,10,14,17) COUNTERSHAFT, TRANSMISSION ...	4.4
	210142	.INCLUDES: Engine removal and installation	
18	213135	SPROCKET, DRIVE .....	0.2
32	2101C2	BEARING, MAINSHAFT :LEFT .....	4.4
	2101C6	.INCLUDES: Engine removal and installation	
	2101C6	BEARING, MAINSHAFT :BOTH .....	4.6
	2101C8	.INCLUDES: Engine removal and installation	
	2101C8	BEARING, COUNTERSHAFT :RIGHT ..	4.4
	2101C9	.INCLUDES: Engine removal and installation	
	2101C9	BEARING, COUNTERSHAFT :BOTH ..	4.6
	2101D4	.INCLUDES: Engine removal and installation	
	2101D4	BEARING, MAINSHAFT AND COUNTERSHAFT :ALL .....	4.8

Ref. No.	Part No.	Description	Reqd. QTY	Serial No.	Parts catalogue code
			CRF250X 4 5 6		
1	23210-KSC-670	SHAFT COMP., MAIN (13T) .....	1 1 1		
2	23221-KSC-670	COUNTERSHAFT .....	1 1 1		
3	23225-KSC-670	COLLAR, COUNTERSHAFT .....	1 1 1		
4	23411-KSC-670	GEAR, COUNTERSHAFT LOW (31T) .....	1 1 1		
5	23413-KSC-670	COLLAR, 17MM .....	1 1 1		
6	23421-KSC-670	GEAR, MAINSHAFT SECOND (16T) .....	1 1 1		
7	23431-KSC-670	GEAR, COUNTERSHAFT SECOND (28T) .....	1 1 1		
8	23432-KSC-670	COLLAR, 24MM .....	1 1 1		
9	23441-KSC-670	GEAR, MAINSHAFT THIRD (21T) .....	1 1 1		
10	23451-KSC-670	GEAR, COUNTERSHAFT THIRD (28T) .....	1 1 1		
11	23452-KSC-670	COLLAR, COUNTERSHAFT THIRD GEAR .....	1 1 1		
12	23461-KSC-670	GEAR, MAINSHAFT FOURTH (24T) .....	1 1 1		
13	23462-KSC-670	COLLAR, MAINSHAFT FOURTH GEAR .....	1 1 1		
14	23471-KSC-670	GEAR, COUNTERSHAFT FOURTH (25T) .....	1 1 1		
15	23472-KZ4-000	COLLAR, 20MM .....	1 1 1		
16	23481-KSC-670	GEAR, MAINSHAFT FIFTH (27T) .....	1 1 1		
17	23491-KSC-670	GEAR, COUNTERSHAFT FIFTH (22T) .....	1 1 1		
18	23801-KSC-670	SPROCKET, DRIVE (14T) .....	1 1 1		
19	23802-KSC-670	COLLAR, DRIVE SPROCKET .....	1 1 1		
20	90071-MF5-000	BOLT, FLANGE SOCKET, 6X14 ...	2 2 2		
21	90112-413-000	BOLT, UBS, 8X33 .....	1 1 1		

E-17

TRANSMISSION

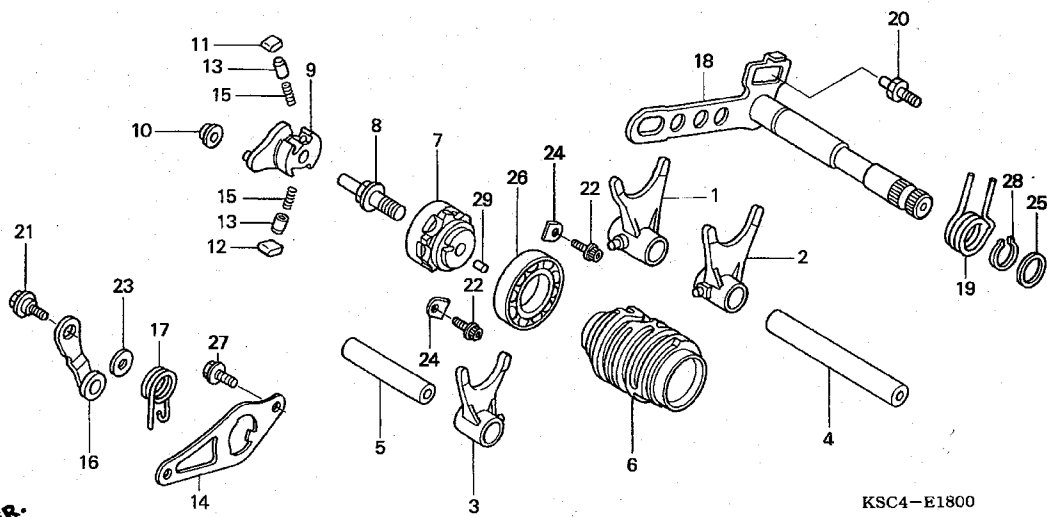
E 9



Ref. No.	L.O.N.	(Relative ref. Number) Description	F.R.T.
+32		.INCLUDES: Engine removal and installation	
33	2101C5	BEARING, MAINSHAFT :RIGHT .... .INCLUDES: Engine removal and installation	4.4
34	2101C7	BEARING, COUNTERSHAFT :LEFT .. .INCLUDES: Engine removal and installation	4.4

Ref. No.	Part No.	Description	Reqd. QTY			Serial No.	Parts catalogue code
			4	5	6		
22	90404-KW3-000	WASHER, THRUST INVOLUTE, 22X21X1	1	1	1		
23	90441-KA4-700	PLATE, BEARING HOLDER	2	2	2		
24	90446-357-000	WASHER, THRUST, 17.2MM	3	3	3		
25	90452-KSR-A00	WASHER, 24X32X1	1	1	1		
26	90452-KZ4-000	WASHER, THRUST, 22X30X1	1	1	1		
27	90453-KSR-A00	WASHER, 22X32X1.5	1	1	1		
28	90455-HM8-A40	WASHER, SPLINE, 20MM	2	2	2		
29	90501-KSC-670	WASHER, SPRING, 24MM	1	1	1		
30	90601-360-000	SET RING, 20MM	2	2	2		
31	90602-360-000	SET RING, 22MM	1	1	1		
32	91001-KZ4-J11	BEARING, RADIAL BALL, 17X35X10	2	2	2		
33	91004-KSC-671	BEARING, RADIAL BALL, 22X47X14	1	1	1		
34	91005-KSR-A01	BEARING, RADIAL BALL, 22X47X14	1	1	1		
35	91012-KA3-710	PLATE, COUNTERSHAFT BEARING	2	2	2		
36	91201-KSR-A01	OIL SEAL, 28X37X7	1	1	1		
37	91301-KSR-A01	D-RING, 22MM	1	1	1		
38	93600-06010-0H	SCREW, FLAT, 6X10	2	2	2		





KSC4-E1800

Ref. No.	L.O.N.	(Relative ref. Number) Description	F.R.T.
1		(2,3,4,5)	
210112		FORK, GEARSHIFT ..... .NOTE: Same time for two units or more .INCLUDES: Engine removal and installation	4.4
6		(26)	
2101A9		DRUM, GEARSHIFT ..... .INCLUDES: Engine removal and installation	4.4
7		2101B2 CENTER, GEARSHIFT DRUM .....	1.3
9		2101B3 SHIFTER, GEARSHIFT DRUM .....	1.0
14		2101B4 PLATE, GUIDE .....	1.2
16		(17)	
210125		STOPPER OR SPRING, SHIFT DRUM (19,25,28)	1.4
18		210122 SPINDLE, GEARSHIFT .....	1.0

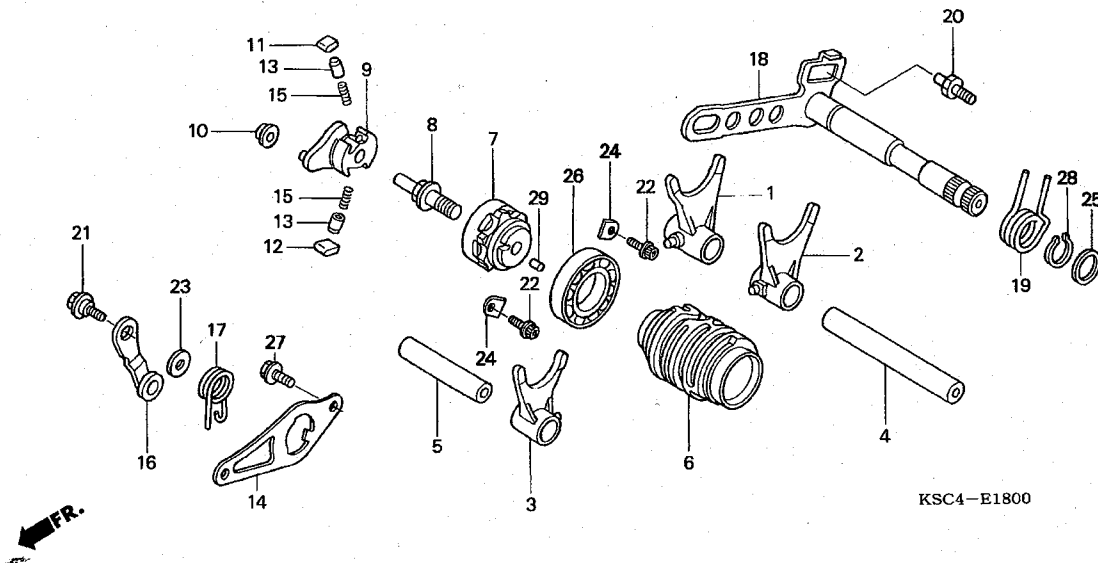
Ref. No.	Part No.	Description	Reqd. QTY			Serial No.	Parts catalogue code
			4	5	6		
1	24211-KSC-670	FORK, R. GEARSHIFT .....	1	1	1		
2	24221-KSC-670	FORK, L. GEARSHIFT .....	1	1	1		
3	24231-KSC-670	FORK C, GEARSHIFT .....	1	1	1		
4	24241-KSC-670	SHAFT A, SHIFT FORK .....	1	1	1		
5	24242-KSC-670	SHAFT B, SHIFT FORK .....	1	1	1		
6	24311-KSC-670	DRUM, GEARSHIFT .....	1	1	1		
7	24312-KA3-741	CENTER, GEARSHIFT DRUM .....	1	1	1		
8	24315-HA0-000	PIN, SHIFTER .....	1	1	1		
9	24321-KZ4-620	SHIFTER, DRUM .....	1	1	1		
10	24322-MM4-000	COLLAR, SHIFTER .....	1	1	1		
11	24324-KA3-711	PAWL A, RATCHET .....	1	1	1		
12	24325-KA3-711	PAWL B, RATCHET .....	1	1	1		
13	24326-KBH-901	PLUNGER, PAWL .....	2	2	2		
14	24328-KRN-670	PLATE, GUIDE .....	1	1	1		
15	24329-KA3-740	SPRING, PAWL PLUNGER .....	2	2	2		
16	24430-KA3-740	STOPPER COMP., DRUM .....	1	1	1		
17	24435-KZ4-690	SPRING, DRUM STOPPER .....	1	1	1		
18	24610-KRN-670	SPINDLE COMP., GEARSHIFT .....	1	1	-		
	24610-KRN-730	.....	-	-	1		
19	24651-MEB-670	SPRING, GEARSHIFT RETURN .....	1	1	1		
20	24652-HA0-000	PIN, GEARSHIFT RETURN .....	1	1	1		
21	90022-MG8-000	PIVOT, SHIFT DRUM STOPPER ARM .....	1	1	1		
22	90071-MF5-000	BOLT, FLANGE SOCKET, 6X14 .....	2	2	2		
23	90435-HB3-000	WASHER, 6.1MM .....	1	1	1		
24	90441-KA4-700	PLATE, BEARING HOLDER .....	2	2	2		



E-18

GEARSHIFT DRUM

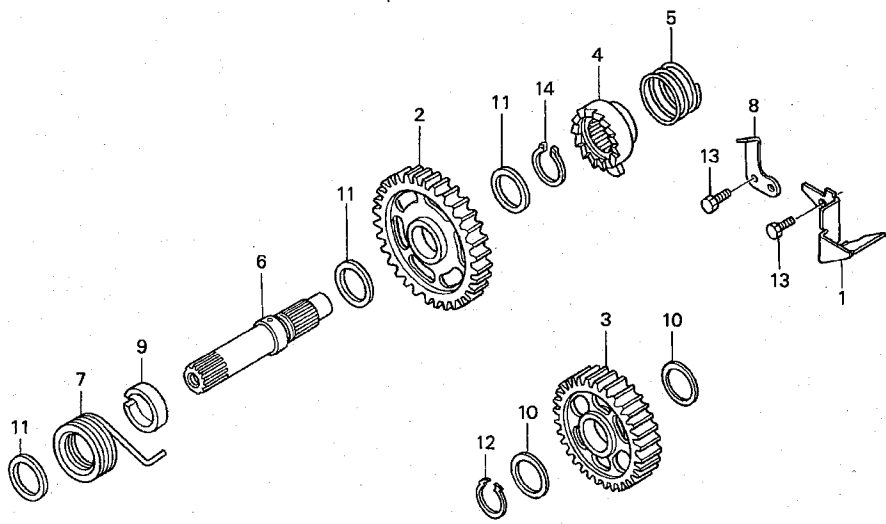
E11



KSC4-E1800

Ref. No.	Part No.	Description	Reqd. QTY			Serial No.	Parts catalogue code
			4	5	6		
25	90451-155-000	WASHER, 14MM .....	1	1	1		
26	91004-KY4-900	BEARING, RADIAL BALL, 6905U .	1	1	1		
27	93301-06016-0A	BOLT, HEX., 6X16 .....	2	2	2		
28	94510-14000	CIRCLIP, EXTERNAL, 14MM .....	1	1	1		
29	96220-40080	ROLLER, 4X8 .....	1	1	1		

2



KSC4-E1900



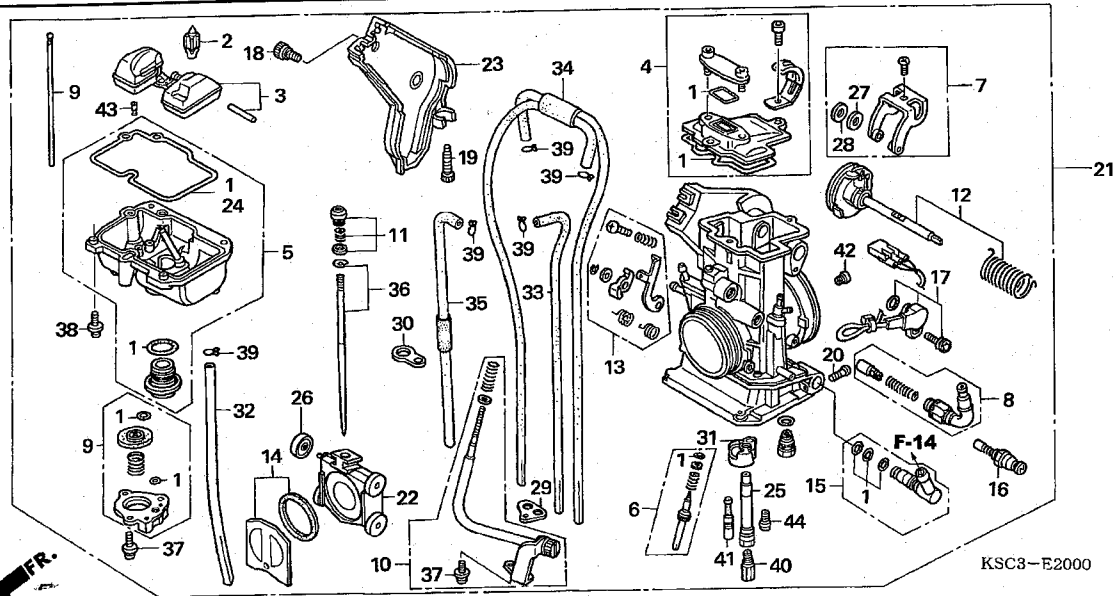
Ref. No.	L.O.N.	(Relative ref. Number) Description	F.R.T.
2	1121A0	PINION, KICK STARTER .....	1.0
3	1121B2	GEAR, KICK STARTER FIRST IDLE (5)	0.9
4	1121A1	RATCHET, KICK(RECOIL) STARTER	1.0
6	1121A2	SPINDLE, KICK STARTER .....	1.0
7	1121O3	SPRING, KICK STARTER RETURN ..	0.8

Ref. No.	Part No.	Description	Reqd. QTY			Serial No.	Parts catalogue code
			4	5	6		
1	15201-KSC-670	PLATE, OIL GUIDE .....	1	1	1		
2	28210-KSC-670	PINION COMP., KICK STARTER (32T)	1	1	1		
3	28230-KRN-670	GEAR COMP., STARTER IDLE (30T)	1	1	1		
4	28241-KA3-710	RATCHET, STARTER .....	1	1	1		
5	28242-KA3-710	SPRING, RATCHET .....	1	1	1		
6	28251-KZ4-000	SPINDLE, KICK STARTER .....	1	1	1		
7	28261-KA3-710	SPRING, STARTER RETURN .....	1	1	1		
8	28262-KS6-701	PLATE, RATCHET SLIDER .....	1	1	1		
9	28282-KZ4-B00	COLLAR, KICK SPINDLE .....	1	1	1		
10	90452-178-000	WASHER, THRUST, 17MM .....	2	2	2		
11	90501-444-000	WASHER, 16.8X24 .....	3	3	3		
12	90601-001-000	CIRCLIP, EXTERNAL, 17MM .....	1	1	1		
13	93301-06016-OA	BOLT, HEX., 6X16 .....	2	2	2		
14	94510-16000	CIRCLIP, EXTERNAL, 16MM .....	1	1	1		

E-20

CARBURETOR

E13

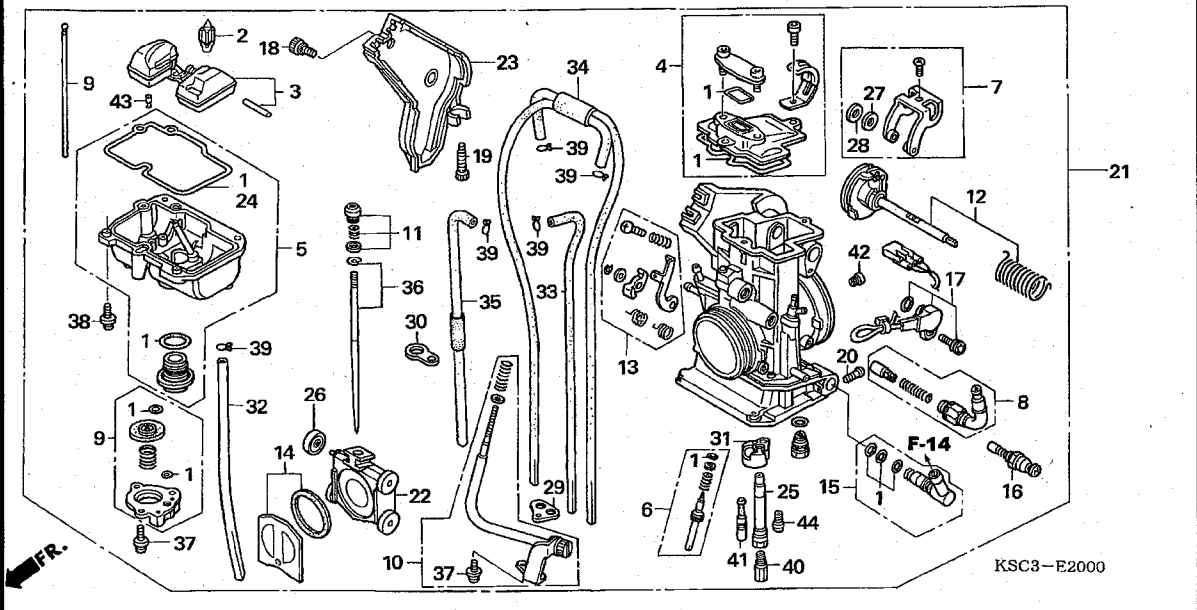


Ref. No.	L.O.N.	(Relative ref. Number) Description	F.R.T.
2		(3)	
2	311120	FLOAT OR FLOAT VALVE .....	0.8
5	3111A6	CHAMBER, FLOAT .....	0.8
8	3111G0	VALVE SET, HOT START .....	0.7
9	3111F4	PUMP SET, ACCELERATOR .....	0.8
16	311125	VALVE, STARTER .....	0.6
17	617115	SENSOR, THROTTLE .....	0.9
21	3111B5	CARBURETOR ASSEMBLY .....	0.9
22		(14,26)	
25	3111A8	VALVE, THROTTLE .....	0.7
25		(31,41,44)	
36	3111A4	HOLDER, NEEDLE JET .....	0.8
36		(11)	
40	3111A3	NEEDLE, JET .....	0.4
40	3111D4	JET, MAIN .....	0.2

Ref. No.	Part No.	Description	Reqd. QTY			Serial No.	Parts catalogue code
			4	5	6		
1	16010-KRN-671	GASKET SET .....	1	1	1		
2	16011-KZ3-J11	VALVE SET, FLOAT .....	1	1	1		
3	16013-MEB-671	FLOAT SET .....	1	1	1		
4	16014-KRN-671	TOP SET .....	1	1	1		
5	16015-KSC-671	CHAMBER SET, FLOAT .....	1	1	1		
6	16016-KSC-671	SCREW SET A .....	1	1	1		
7	16018-MEB-671	ARM SET, LINK .....	1	1	1		
8	16019-MEB-671	START SET, HOT .....	1	1	1		
9	16021-KRN-671	DIAPHRAGM SET, PUMP .....	1	1	1		
10	16028-MEB-671	SCREW SET B .....	1	1	1		
11	16029-MEB-671	SCREW SET, JET NEEDLE .....	1	1	1		
12	16032-MEB-671	SHAFT SET, THROTTLE .....	1	1	1		
13	16033-MEB-671	LEVER SET, PUMP .....	1	1	1		
14	16037-MEB-671	VALVE SET, FLOATING .....	1	1	1		
15	16038-KRN-671	JOINT SET, FUEL .....	1	1	1		
16	16046-MEB-671	VALVE SET, STARTER .....	1	1	1		
17	16060-KSC-671	SENSOR ASSY., THROTTLE .....	1	1	1		
18	16080-MEB-671	BOLT, COVER .....	1	1	1		
19	16081-KRN-671	BOLT, STOPPER .....	1	1	1		
20	16083-MEB-671	SCREW, PAN .....	1	1	1		
21	16100-KSC-671	CARBURETOR ASSY. (FCRO2A A) .....	1	1	-		
	16100-KSC-673	.....	-	-	1		
22	16112-MEB-671	VALVE, THROTTLE .....	1	1	1		
23	16157-MEN-671	COVER, THROTTLE .....	1	1	1		
24	16163-MEB-671	GASKET, FLOAT CHAMBER .....	1	1	1		

2

2

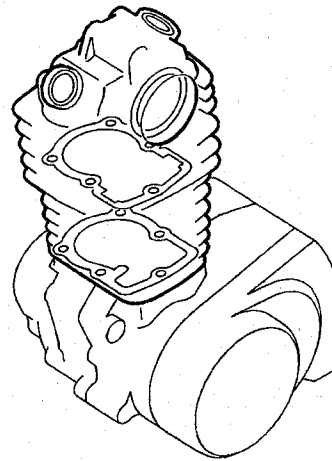
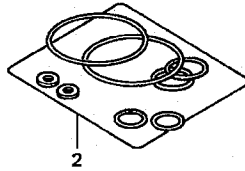
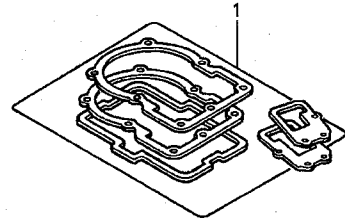


Ref. No.	Part No.	Description	Reqd. QTY			Serial No.	Parts catalogue code
			4	5	6		
25	16165-MEB-671	HOLDER, NEEDLE JET .....	1	1	1		
26	16172-MEB-671	ROLLER .....	1	1	1		
27	16177-MEB-671	WASHER, PLAIN (PO) .....	1	1	1		
28	16178-MEB-671	WASHER, PLAIN (SUS) .....	1	1	1		
29	16179-KZ4-690	BINDER .....	1	1	1		
30	16179-428-670	BINDER .....	1	1	1		
31	16185-MEN-671	PLATE, BUFFER .....	1	1	1		
32	16196-MEB-671	TUBE, OVERFLOW .....	1	1	1		
33	16197-MEB-671	TUBE, AIR VENT .....	1	1	1		
34	16198-MEB-671	TUBE COMP., AIR VENT .....	1	1	1		
35	16199-KSC-671	TUBE COMP., AIR VENT .....	1	1	1		
36	16234-MEN-671	NEEDLE SET, JET (NCVT) .....	1	1	1		
37	93892-04008-18	SCREW-WASHER, 4X8 .....	4	4	4		
38	93892-04014-18	SCREW-WASHER, 4X14 .....	4	4	4		
39	95002-02079	CLIP, TUBE (B7) .....	5	5	5		
40	99101-357-1300	JET, MAIN, #130 .....	1	1	1		
41	99103-440-0400	JET, SLOW, #40 .....	1	1	1		
42	99104-MEB-1000	JET, SLOW AIR, #100 .....	1	1	1		
43	99108-MEB-0550	JET, LEAK, #55 .....	1	1	1		
44	99112-KRN-0680	JET, BY-STARTER, #68 .....	1	1	1		

EOP-1

GASKET KIT A

E15



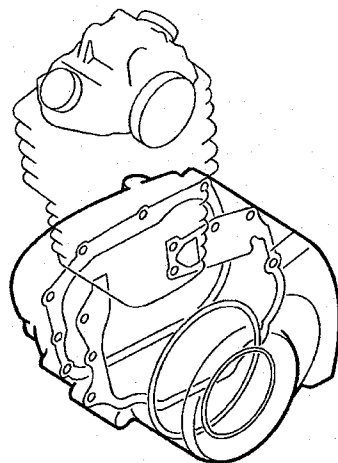
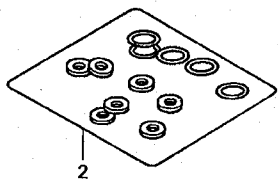
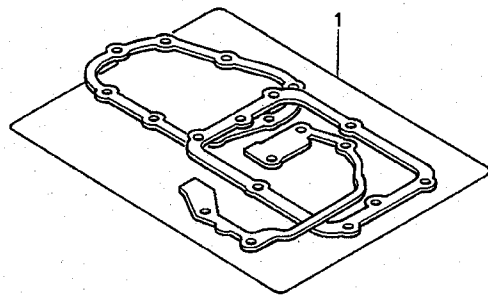
ENG1-X0001 B

Ref. No.	L.O.N.	(Relative ref. Number) Description	F.R.T.
----------	--------	---------------------------------------	--------

NO INFORMATION .....

Ref. No.	Part No.	Description	Reqd. QTY			Serial No.	Parts catalogue code
			4	5	6		
1	06113-KSC-700	GASKET SHEET KIT A .....	1	1	-		
		(COMPONENT PARTS)					
	12191-KRN-731	GASKET, CYLINDER .....	1	1	-		
	12251-KRN-671	GASKET, CYLINDER HEAD .....	1	1	-		
	12391-KRN-670	GASKET, HEAD COVER .....	1	1	-		
	14560-MEN-671	GASKET, TENSIONER LIFTER .....	1	1	-		
	18291-MM5-860	GASKET, EX. PIPE .....	1	1	-		
2	06114-KRN-700	WASHER O-RING KIT A .....	1	1	-		
		(COMPONENT PARTS)					
	12226-MEB-670	SEAL, RING .....	1	1	-		
	90442-397-000	WASHER, SEALING, 6MM .....	1	1	-		
	90543-MV9-670	RUBBER, MOUNTING .....	2	2	-		
	91303-377-000	O-RING, 13.8X2.5 .....	2	2	-		

2



ENG2-X0001 B

Ref. No.	L.O.N.	(Relative ref. Number) Description	F.R.T.
----------	--------	---------------------------------------	--------

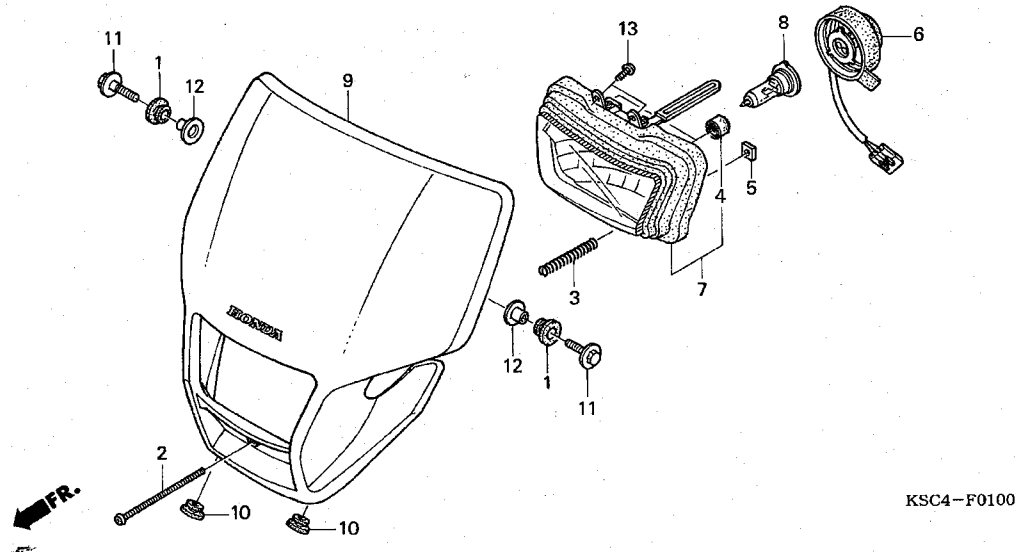
NO INFORMATION .....

Ref. No.	Part No.	Description	Reqd. QTY			Serial No.	Parts catalogue code
			4	5	6		
1	06115-KRN-700	GASKET SHEET KIT B .....	1	1	-		
		(COMPONENT PARTS)					
	11191-KRN-670	GASKET, CRANKCASE .....	1	1	-		
	11352-KRN-671	GASKET, CLUTCH COVER .....	1	1	-		
	11394-KRN-670	GASKET, R. COVER .....	1	1	-		
	11395-KRN-670	GASKET, L. COVER .....	1	1	-		
	19226-KRN-670	GASKET, WATER PUMP .....	1	1	-		
2	06116-KSC-700	WASHER O-RING KIT B .....	1	1	-		
		(COMPONENT PARTS)					
	90447-KE1-000	WASHER, SEALING, 7MM .....	2	2	-		
	90463-ML7-000	WASHER, SEALING, 6.5MM .....	2	2	-		
	90474-333-000	WASHER, SEALING, 8MM .....	2	2	-		
	90751-GK1-003	O-RING, 8.5X1.7 .....	1	1	-		
	91301-KSR-A01	D-RING, 22MM .....	1	1	-		
	91302-PA9-003	O-RING, 39.8X2.2 (ARAI) .....	1	1	-		
	91303-377-000	O-RING, 13.8X2.5 .....	1	1	-		
	91304-MJ0-003	O-RING, 15.8X2.4 (SHOWA) .....	1	1	-		
	91305-KF0-003	O-RING, 27X2 (ARAI) .....	1	1	-		
	91307-035-000	O-RING, 18X3 .....	1	1	-		
	91312-KE7-003	O-RING, 19X3 (NOK) .....	1	1	-		
	91370-461-000	O-RING, 11.9X2.2 .....	1	1	-		

F-1

HEADLIGHT

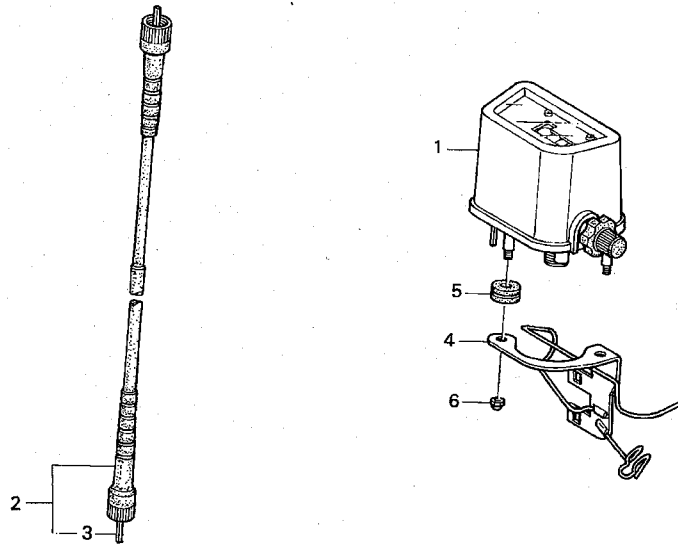
F 1



Ref. No.	L.O.N.	(Relative ref. Number) Description	F.R.T.
6	6161B1	SOCKET, HEADLIGHT .....	0.1
7	6161A7	HEADLIGHT UNIT .....	0.2
8	616118	BULB, HEADLIGHT .....	0.1
9	4111L3	COWL, FRONT CENTER .....	0.2

Ref. No.	Part No.	Description	Reqd. QTY			Serial No.	Parts catalogue code
			4	5	6		
1	18293-GZ5-000	RUBBER, PROTECTOR PACKING ...	2	2	2		
2	33103-KSC-670	SCREW, PAN, 4X55 .....	1	1	1		
3	33107-KAE-770	SPRING, BEAM ADJUSTING .....	1	1	1		
4	33113-MBW-D21	PIPE, CP .....	2	2	2		
5	33117-KBR-730	NUT, BEAM ADJUSTING .....	1	1	1		
6	33130-KSC-672	SOCKET COMP., HEADLIGHT .....	1	1	-		
	33130-MEY-670	.....	-	-	1		
7	33150-KSC-673	HEADLIGHT UNIT COMP. ....	1	1	1		
8	34901-GJ1-003	BULB, HEADLIGHT (12V 35/36.5W)	1	1	1		
9	61300-KSC-000ZA	VISOR SET, FR. (WL)					
		*NH196*.....ROSS WHITE	1	1	1		
10	83501-MG7-000	GROMMET, SIDE COVER .....	2	2	2		
11	90147-KPB-J10	BOLT, FLANGE, 6X16 .....	2	2	2		
12	90501-124-000	WASHER, FR. COVER SETTING ...	2	2	2		
13	93911-25120	SCREW, TAPPING, 5X10(PO) ....	2	2	2		

3



KSC3-F0200

Ref. No.	L.O.N.	(Relative ref. Number) Description	F.R.T.
1	8121F4	METER ASSY., TRIP .....	0.2
2	811160	CABLE, SPEEDOMETER .....	0.2
3	8111B2	CABLE, SPEEDOMETER INNER .....	0.1

3

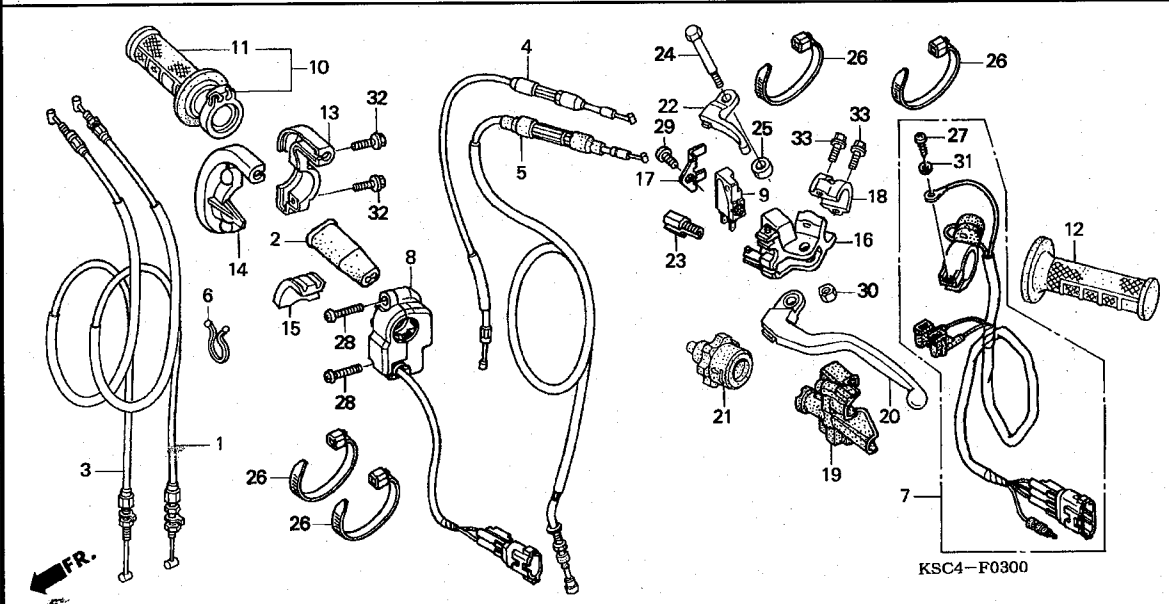
Ref. No.	Part No.	Description	Reqd. QTY			Serial No.	Parts catalogue code
			4	5	6		
1	37200-MN1-731	METER ASSY., TRIP (KM) .....	1	1	1		
2	44830-KSC-000	CABLE ASSY., SPEEDOMETER .....	1	1	1		
3	44831-KSC-300	CABLE, INNER .....	1	1	1		
4	50130-KSC-000	STAY, COUPLER .....	1	1	-		
	50130-KSC-010	.....	-	-	1		
5	80103-GJ5-000	GROMMET, ENGINE COVER .....	2	2	2		
6	94021-05000-0S	NUT, CAP, 5MM .....	2	2	2		



F-3

HANDLE LEVER/SWITCH/CABLE

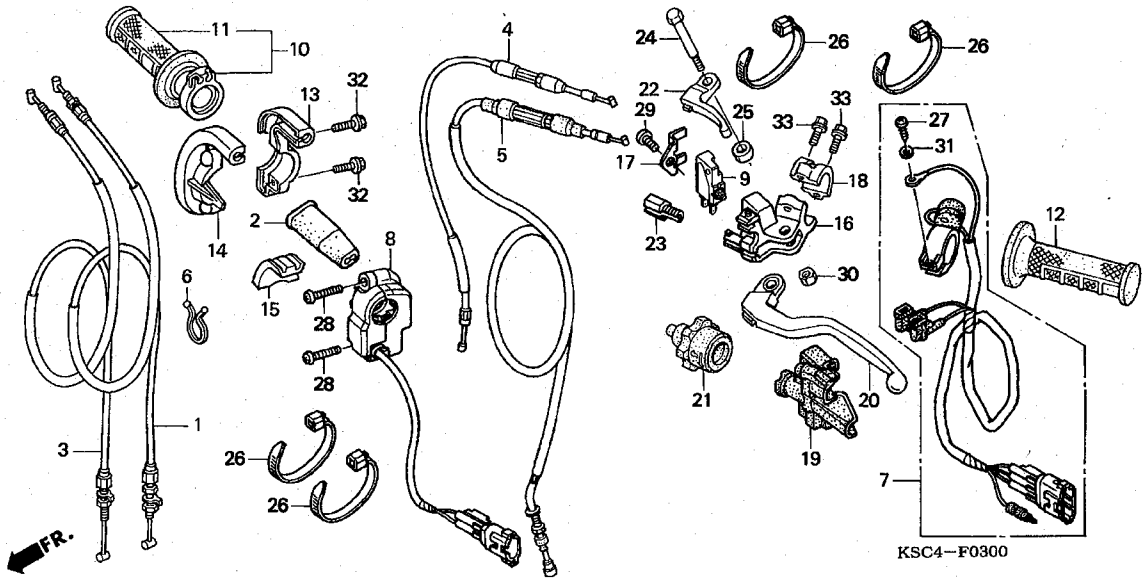
F 3



Ref. No.	L.O.N.	(Relative ref. Number) Description	F.R.T.
1		(3)	
811100		CABLE, THROTTLE .....	0.7
		.NOTE: Same time for two units	
4	8111B5	CABLE, HOT STARTER .....	0.7
5	811115	CABLE, CLUTCH .....	0.2
7	6151D8	SWITCH, ENGINE STOP .....	0.2
8	615116	SWITCH, STARTER .....	0.2
9	6151A9	SWITCH, CLUTCH .....	0.1
10	810150	GRIP, THROTTLE .....	0.1
11	8101C1	GRIP, HANDLE :RIGHT .....	0.2
12	8101C0	GRIP, HANDLE :LEFT .....	0.1
13		(14)	
810155		HOUSING, THROTTLE .....	0.2
		.NOTE: Same time for two units	
16	8101C8	BRACKET, HANDLE LEVER :LEFT ..	0.2
20	8101C6	LEVER, HANDLE :LEFT .....	0.1
	8101F5	LEVER, HANDLE :BOTH .....	0.2
22	8101F2	LEVER, HOT STARTER .....	0.1

Ref. No.	Part No.	Description	Reqd. QTY			Serial No.	Parts catalogue code
			4	5	6		
1	17910-KSC-000	CABLE COMP. A, THROTTLE .....	1	1	1		
2	17913-KB7-000	COVER, THROTTLE CABLE .....	1	1	1		
3	17920-KSC-000	CABLE COMP. B, THROTTLE .....	1	1	1		
4	17950-KSC-000	CABLE COMP., HOT STARTER .....	1	1	1		
5	22870-KSC-000	CABLE COMP., CLUTCH .....	1	1	1		
6	32171-GF9-621	LOCK, PURSE .....	1	1	1		
7	35130-KSC-670	SWITCH ASSY., ENGINE STOP .....	1	1	1		
8	35150-KSC-671	SWITCH ASSY., STARTER .....	1	1	1		
9	35340-ML4-005	SWITCH ASSY., FR. STOP .....	1	1	1		
		(TATEISHI)	1	1	1		
10	53140-MEB-671	GRIP COMP., THROTTLE .....	1	1	1		
11	53165-GBF-J60	GRIP, R. HANDLE .....	1	1	1		
12	53166-GBF-J60	GRIP, L. HANDLE .....	1	1	1		
13	53167-MEB-671	HOUSING, UPPER THROTTLE .....	1	1	1		
14	53168-KSC-000	HOUSING, UNDER THROTTLE .....	1	1	1		
15	53169-MEB-670	SLIDER, THROTTLE CABLE .....	1	1	1		
16	53172-KSC-000	BRACKET, L. HANDLE LEVER .....	1	1	1		
17	53173-KSC-000	PLATE, CLUTCH SWITCH .....	1	1	1		
18	53174-KCE-670	HOLDER, L. LEVER BRACKET .....	1	1	1		
19	53177-KSC-000	COVER, L. HANDLE LEVER .....	1	1	1		
20	53178-KSC-000	LEVER, L. STEERING HANDLE .....	1	1	1		
21	53179-MEN-671	DIAL, CLUTCH CABLE ADJUSTING .....	1	1	1		
22	53190-MEN-670	LEVER, HOT STARTER .....	1	1	1		
23	53192-MEN-670	BOLT, WIRE ADJUSTING .....	1	1	1		
24	90113-MEN-670	BOLT, HANDLE LEVER PIVOT .....	1	1	1		





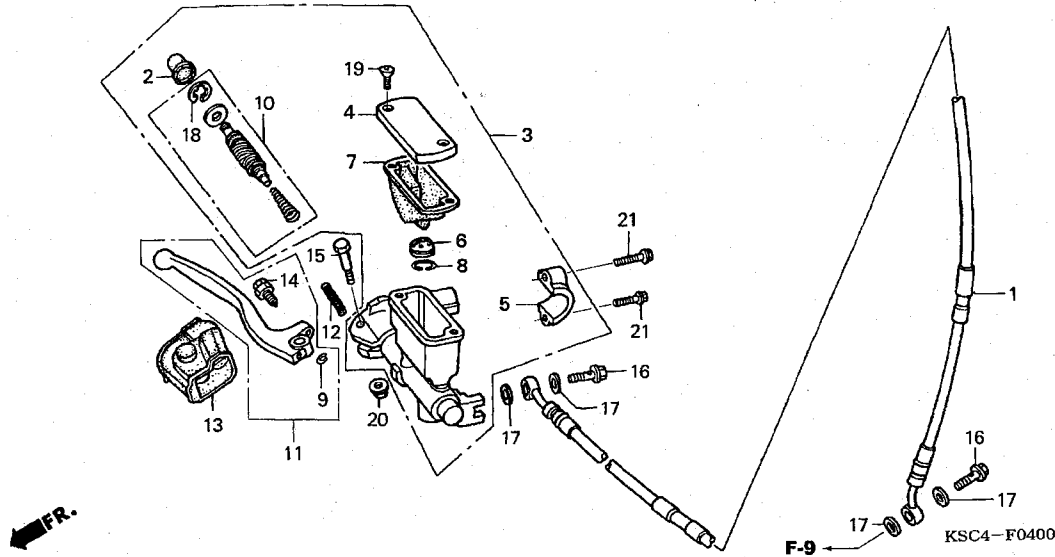
Ref. No.	Part No.	Description	Reqd. QTY			Serial No.	Parts catalogue code
			4	5	6		
25	90501-MEN-670	COLLAR, PIVOT .....	1	1	1		
26	90650-KV6-003	BAND, WIRE .....	4	4	4		
27	93500-04012-1A	SCREW, PAN, 4X12 .....	1	1	1		
28	93500-04014-0G	SCREW, PAN, 4X14 .....	2	2	2		
29	93500-05010-0A	SCREW, PAN, 5X10 .....	1	1	1		
30	94001-06000-0S	NUT, HEX., 6MM .....	1	1	1		
31	94111-04000	WASHER, SPRING, 4MM .....	1	1	1		
32	96001-06018-07	BOLT, FLANGE, 6X18 .....	2	2	2		
33	96001-06022-00	BOLT, FLANGE, 6X22 .....	2	2	2		

3

F-4

FR. BRAKE MASTER CYLINDER

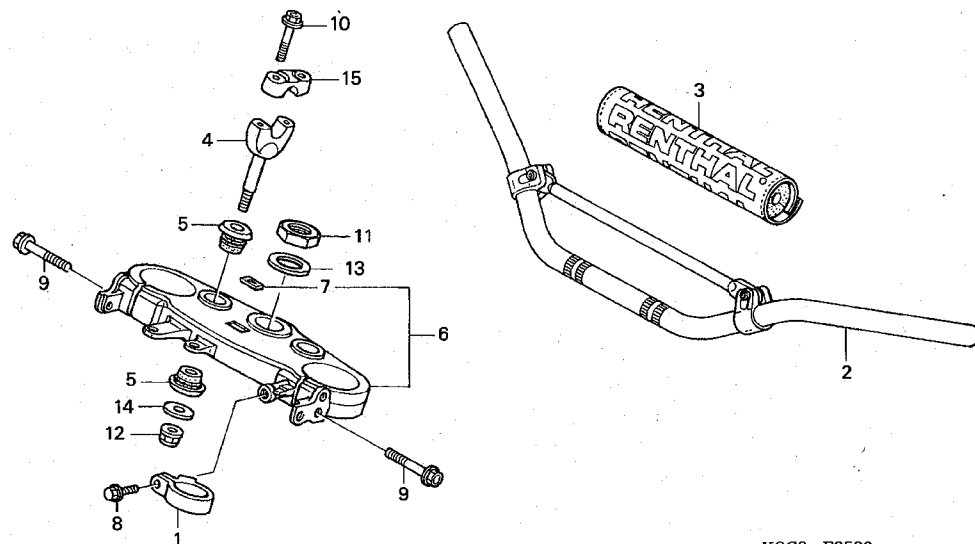
F 5



Ref. No.	L.O.N.	(Relative ref. Number) Description	F.R.T.
1	7121A0	HOSE, FRONT BRAKE ..... .INCLUDES: Bleed brakes	0.4
3	712105	CYLINDER, FRONT BRAKE MASTER . .INCLUDES: Bleed brakes	0.4
7	7121G6	DIAPHRAGM, FRONT BRAKE MASTER CYLINDER .....	0.1
10	7121G9	PISTON SET, FRONT BRAKE MASTER .INCLUDES: Bleed brakes	0.4
11	8101C7	LEVER, HANDLE :RIGHT .....	0.1
	8101F5	LEVER, HANDLE :BOTH .....	0.2

Ref. No.	Part No.	Description	Reqd. QTY			Serial No.	Parts catalogue code
			4	5	6		
1	45125-KSC-000	HOSE COMP., FR. BRAKE .....	1	1	-		
	45125-MEY-003	.....	-	-	1		
2	45504-KN5-006	BOOT COMP. ....	1	1	1		
3	45510-KCE-671	CYLINDER SUB ASSY., FR. BRAKE MASTER (NISSIN)	1	1	1		
4	45513-KCE-671	CAP, MASTER CYLINDER .....	1	1	1		
5	45517-GW0-751	HOLDER, MASTER CYLINDER .....	1	1	1		
6	45518-KA3-731	SEPARATOR COMP. ....	1	1	1		
7	45520-KA3-731	DIAPHRAGM .....	1	1	1		
8	45523-KA3-731	RING .....	1	1	1		
9	45523-MEB-003	RING .....	1	1	1		
10	45530-KCE-671	PISTON SET, MASTER CYLINDER .	1	1	1		
11	53170-MEB-003	LEVER SET, R. HANDLE .....	1	1	1		
12	53174-KN5-006	SPRING, BRAKE LEVER .....	1	1	1		
13	53176-ML3-791	COVER, R. HANDLE LEVER .....	1	1	1		
14	90111-MEB-003	BOLT SET, ADJUSTING .....	1	1	1		
15	90114-166-006	BOLT, HANDLE LEVER PIVOT .....	1	1	1		
16	90145-MS9-612	BOLT, OIL, 10X22 .....	2	2	2		
17	90545-300-000	WASHER, OIL BOLT .....	4	4	4		
18	90651-MA5-671	CIRCLIP .....	1	1	1		
19	93600-D4012-1G	SCREW, FLAT, 4X12 .....	2	2	2		
20	94050-06000	NUT, FLANGE, 6MM .....	1	1	1		
21	96001-06022-00	BOLT, FLANGE, 6X22 .....	2	2	2		

3



Ref. No.	L.O.N.	(Relative ref. Number) Description	F.R.T.
2	810100	PIPE, STEERING HANDLE .....	0.4
4	8101B9	HOLDER, HANDLE :LOWER .....	0.2
	8101B9A	.Replace 1 handle holder add ..	0.1
6	510110	BRIDGE, FORK TOP .....	0.4

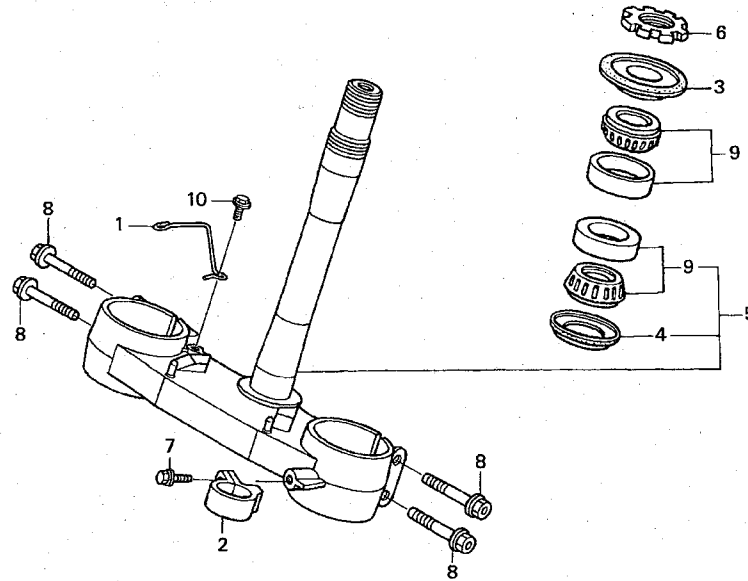
3

Ref. No.	Part No.	Description	Reqd. QTY			Serial No.	Parts catalogue code
			4	5	6		
1	45468-KS7-830	GUIDE, FR. BRAKE HOSE .....	1	1	1		
2	53100-MEN-670	PIPE, STEERING HANDLE .....	1	1	1		
3	53121-MEN-670	PROTECTOR, HANDLE .....	1	1	1		
4	53132-KZ4-J20	HOLDER, HANDLE UNDER .....	2	2	2		
	53132-KA3-831	.....	(2)	(2)	(2)		
5	53133-KA3-832	CUSHION, HANDLE PIPE .....	4	4	4		
6	53300-KSC-000	BRIDGE COMP., FORK TOP .....	1	1	1		
7	86150-KPG-901	EMBLEM, PRODUCT (MARUI) .....	1	1	1		
8	90106-MJD-000	BOLT, FLANGE, 6X16 .....	1	1	1		
9	90107-KZ4-J40	BOLT, FLANGE, 8X45 .....	4	4	4		
10	90124-KZ4-J40	BOLT, FLANGE, 8X35 .....	4	4	4		
11	90304-KZ4-J30	NUT, STEERING STEM .....	1	1	1		
12	90306-KZ4-711	NUT, U, 10MM .....	2	2	2		
13	90503-KZ4-J40	WASHER, STEERING STEM .....	1	1	1		
14	90507-KA3-830	WASHER, PLAIN, 10MM .....	2	2	2		
15	95014-22100	HOLDER B1, HANDLE PIPE UPPER	2	2	2		

F-6

STEERING STEM

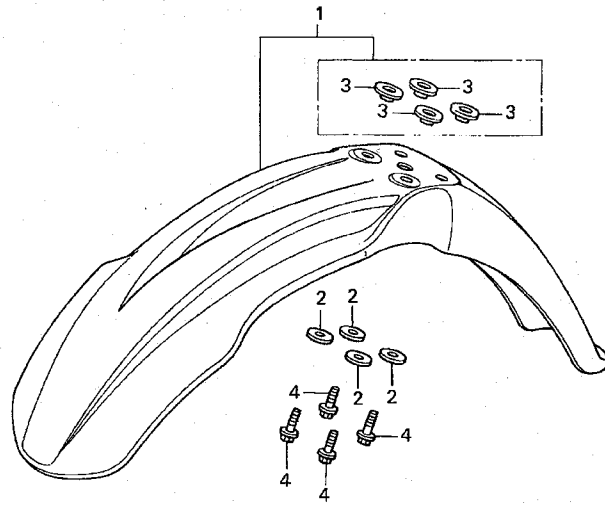
F 7



Ref. No.	L.O.N.	(Relative ref. Number) Description	F.R.T.
5	510100	STEM OR SHAFT ASSY., STEERING	0.7
6	5101B2	THREAD, STEERING HEAD TOP	0.3
9	5101B6	BEARING, HEAD PIPE :UPPER	0.7
	5101B7	BEARING, HEAD PIPE :LOWER	0.9
	5101C7	BEARING, HEAD PIPE :BOTH	0.9

Ref. No.	Part No.	Description	Reqd. QTY			Serial No.	Parts catalogue code
			4	5	6		
1	44832-KSC-000	GUIDE, SPEEDOMETER CABLE	1	1	-		
	44832-KSC-A00	.....	-	-	1		
2	45468-KS7-830	GUIDE, FR. BRAKE HOSE	1	1	1		
3	53214-KZ3-861	DUST SEAL, STEERING HEAD (ARAI)	1	1	1		
4	53214-KZ4-701	DUST SEAL, STEERING HEAD (ARAI)	1	1	1		
5	53219-KSC-000	STEM SUB ASSY., STEERING	1	1	1		
6	53229-KZ4-J30	THREAD, STEERING HEAD TOP	1	1	1		
7	90106-MJO-000	BOLT, FLANGE, 6X16	1	1	1		
8	90107-KZ4-J40	BOLT, FLANGE, 8X45	4	4	4		
9	91015-KZ4-701	BEARING, HEAD PIPE (NTN)	2	2	2		
10	95701-06010-00	BOLT, FLANGE, 6X10	1	1	1		

3



Ref. No.	L.O.N.	(Relative ref. Number) Description	F.R.T.
1	4131B7	FENDER, FRONT .....	0.1

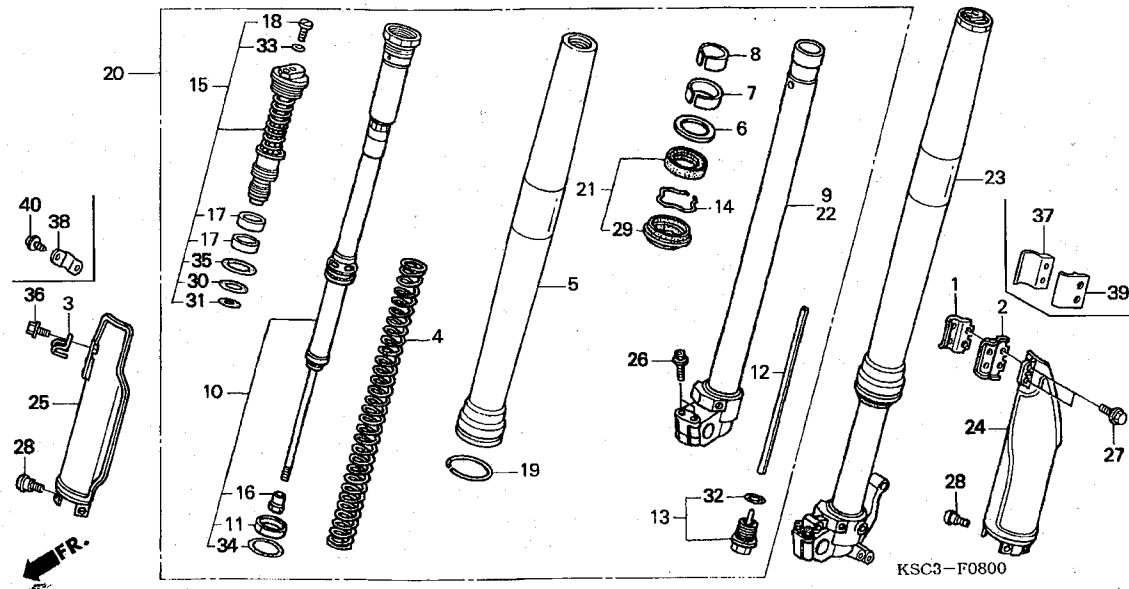
3

Ref. No.	Part No.	Description	Reqd. QTY			Serial No.	Parts catalogue code
			4	5	6		
1	61110-MEN-670	FENDER SUB ASSY., FR. ....	1	1	1		
2	90506-430-000	WASHER, FENDER MOUNTING ....	4	4	4		
3	90512-KZ4-J20	COLLAR, FR. FENDER .....	4	4	4		
4	96001-06016-00	BOLT, FLANGE, 6X16 .....	4	4	4		

F-8

FRONT FORK

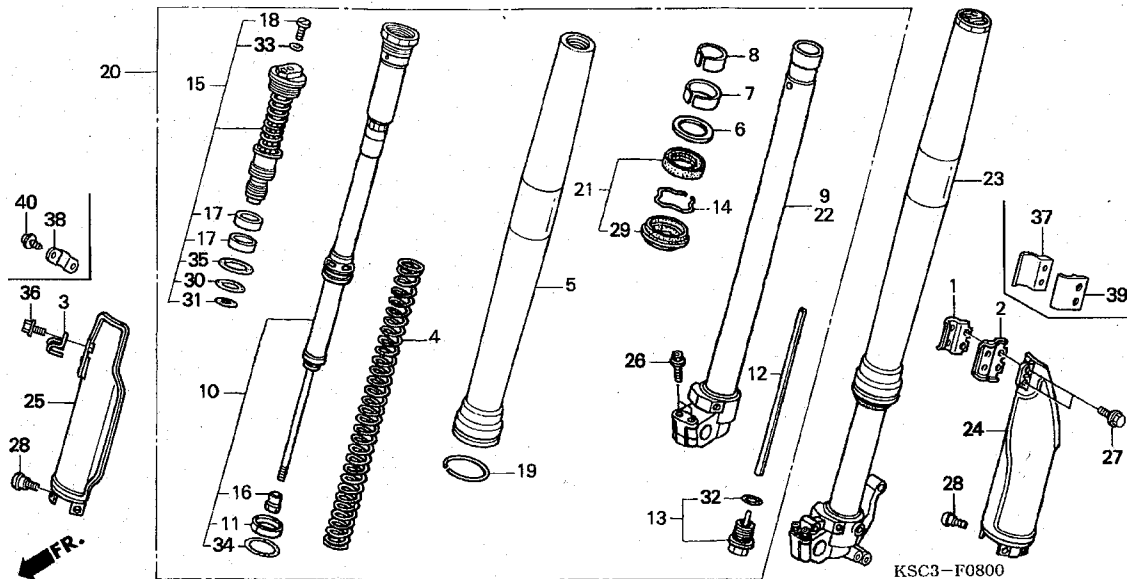
F 9



Ref. No.	L.O.N.	(Relative ref. Number) Description	F.R.T.
4	5111C5	SPRING, FRONT FORK :LEFT	0.8
	5111C6	SPRING, FRONT FORK :RIGHT	0.8
	5111C7	SPRING, FRONT FORK :BOTH	1.3
5	5111C8	TUBE, OUTER :LEFT	1.0
	5111C9	TUBE, OUTER :RIGHT	1.0
	5111D0	TUBE, OUTER :BOTH	1.7
9	5111D5	PIPE, SLIDE :RIGHT	1.0
	5111D6	PIPE, SLIDE :BOTH	1.7
10		(13,32)	
	5111D8	DAMPER, FRONT FORK :LEFT	1.0
	5111D9	DAMPER, FRONT FORK :RIGHT	1.0
	5111E0	DAMPER, FRONT FORK :BOTH	1.7
15	5111E4	BOLT, FRONT FORK :LEFT	1.0
	5111E5	BOLT, FRONT FORK :RIGHT	1.0
	5111E6	BOLT, FRONT FORK :BOTH	1.7
20	5111C3	FORK ASSY., FRONT :RIGHT	0.4
	5111C4	FORK ASSY., FRONT :BOTH	0.5
21		(6,7,8)	
	5111E7	SEAL, FRONT FORK :LEFT	0.9
	5111E8	SEAL, FRONT FORK :RIGHT	0.9
	5111E9	SEAL, FRONT FORK :BOTH	1.5
22	5111D4	PIPE, SLIDE :LEFT	1.0
23	5111C2	FORK ASSY., FRONT :LEFT	0.4
24	5111F4	PROTECTOR, FRONT FORK :LEFT	0.3
	5111H6	PROTECTOR, FRONT FORK :BOTH	0.3

Ref. No.	Part No.	Description	Reqd. QTY			Serial No.	Parts catalogue code
			4	5	6		
1	45461-GBF-J00	CLAMPER A, FR. BRAKE HOSE	1	1	-		
2	45462-GBF-J00	CLAMPER B, FR. BRAKE HOSE	1	1	-		
3	45462-KAE-740	WIRE, SPEEDOMETER CABLE GUIDE	1	1	-		
4	51401-KSC-003	SPRING, FR. FORK (SHOWA)	2	2	2		
	<u>51402-KSC-003</u>	SPRING, FR. FORK (SHOWA)	(2)	(2)	(2)		
	51403-KSC-003	SPRING, FR. FORK (SHOWA)	(2)	(2)	(2)		
5	51410-KSC-003	TUBE, OUTER	2	2	-		
	51410-MEY-003	.....	-	-	2		
6	51412-KZ3-B01	RING, BACK UP	2	2	2		
7	51414-KZ3-B01	BUSH, GUIDE	2	2	2		
8	51415-KZ3-B01	BUSH, SLIDER	2	2	2		
9	51420-KSC-003	PIPE COMP., R. SLIDE	1	1	-		
	51420-KSC-A01	.....	-	-	1		
10	51430-KSC-003	DAMPER COMP., FR.	2	2	-		
	51430-KSC-A01	.....	-	-	2		
11	51431-KZ3-B01	BUSH B, SLIDER	2	2	2		
12	51437-KZ3-J41	COLLAR, REBOUND NEEDLE	2	2	2		
13	51440-KSC-003	BOLT COMP., CENTER	2	2	2		
14	51447-KZ3-003	RING, OIL SEAL STOPPER	2	2	2		
15	51450-KSC-003	BOLT ASSY., FR. FORK	2	2	-		
	51450-KSC-A01	.....	-	-	2		
16	51451-KZ3-B01	NUT, LOCK	2	2	2		
17	51453-KZ3-B01	BUSH C, SLIDER	4	4	4		

3



Ref. No.	L.O.N.	(Relative ref. Number) Description	F.R.T.
25	5111F5	PROTECTOR, FRONT FORK :RIGHT	0.2

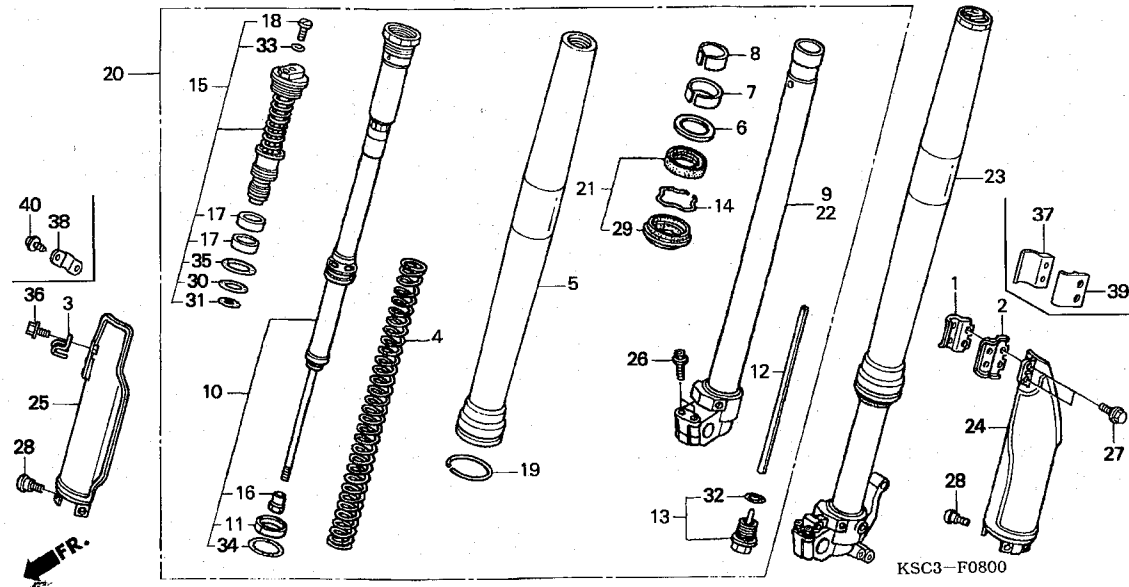
Ref. No.	Part No.	Description	Reqd. QTY			Serial No.	Parts catalogue code
			4	5	6		
18	51456-KZ3-J41	BOLT, PLUG .....	2	2	2		
19	51476-KZ3-711	RING, WEAR .....	2	2	-		
	51476-MEY-003	.....	-	-	2		
20	51480-KSC-003	FORK SUB ASSY., R. FR. ....	1	1	-		
	51480-KSC-A01	.....	-	-	1		
21	51490-KSC-003	SEAL SET, FR. FORK .....	2	2	2		
22	51520-KSC-003	PIPE COMP., L. SLIDE .....	1	1	-		
	51520-KSC-A01	.....	-	-	1		
23	51580-KSC-003	FORK SUB ASSY., L. FR. ....	1	1	-		
	51580-KSC-A01	.....	-	-	1		
24	51610-MEB-750ZA	PROTECTOR, L. FR. FORK					
	*TNATURAL*	.....NATURAL	1	1	-		
	51610-MEN-000ZA	PROTECTOR, R. FR. FORK					
	*TNATURAL*	.....NATURAL	-	-	1		
25	51620-KCZ-J70ZA	PROTECTOR COMP., R. FR. FORK					
	*TNATURAL*	.....NATURAL	1	1	-		
	51610-MEY-000ZA	PROTECTOR, R. FR. FORK					
	*TNATURAL*	.....NATURAL	-	-	1		
26	90108-KZ4-J40	BOLT, FLANGE, 8X40 .....	4	4	4		
27	90113-KZ3-000	BOLT, FLANGE, 6MM .....	2	2	2		
28	90113-MAC-780	BOLT, PROTECTOR .....	6	6	6		
29	91254-KSC-003	DUST SEAL .....	2	2	2		
30	91256-KZ3-A71	O-RING, 26.7X3.5 .....	2	2	2		
31	91257-MEB-751	O-RING, 27.7X1.9 .....	2	2	2		
32	91258-KZ3-B01	O-RING, 18.8X1.9 .....	2	2	2		
33	91301-KZ3-711	O-RING, 3.5X1.5 .....	2	2	2		



F-8

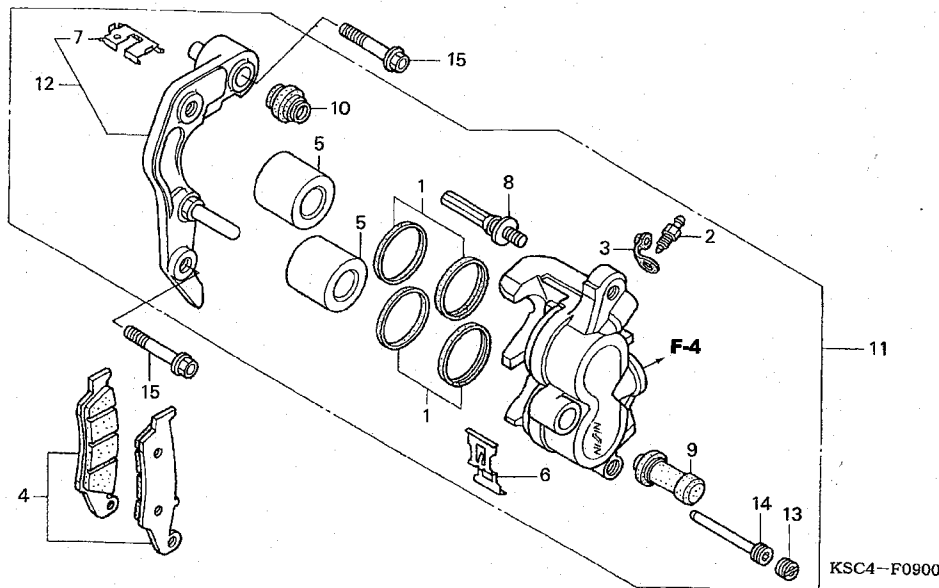
FRONT FORK

F11



Ref. No.	Part No.	Description	Reqd. QTY			Serial No.	Parts catalogue code
			4	5	6		
34	91356-KZ3-003	O-RING, 44.7X2.4 .....	2	2	2		
35	91356-MW0-003	O-RING, 37.2X2.4(SHOWA) .....	2	2	2		
36	96001-06012-00	BOLT, FLANGE, 6X12 .....	1	1	-		
37	45461-MEN-000	CLAMPER A, FR. BRAKE HOSE ...	-	-	1		
38	45461-MEY-670	GUIDE, SPEEDOMETER CABLE .....	-	-	1		
39	45462-MEN-000	CLAMPER B, FR. BRAKE HOSE ...	-	-	1		
40	93913-14110	SCREW, TAPPING, 4X10 .....	-	-	2		

3



Ref. No.	L.O.N.	(Relative ref. Number) Description	F.R.T.
4	711115	SHOE(PAD) SET, BRAKE :FRONT .. (1)	0.1
5	7111D1	PISTON, FRONT BRAKE CALIPER .. .INCLUDES: Bleed brakes	0.5
11	711130	CALIPER, FRONT BRAKE ..... .INCLUDES: Bleed brakes	0.4
12	711160	BRACKET, FRONT CALIPER .....	0.2

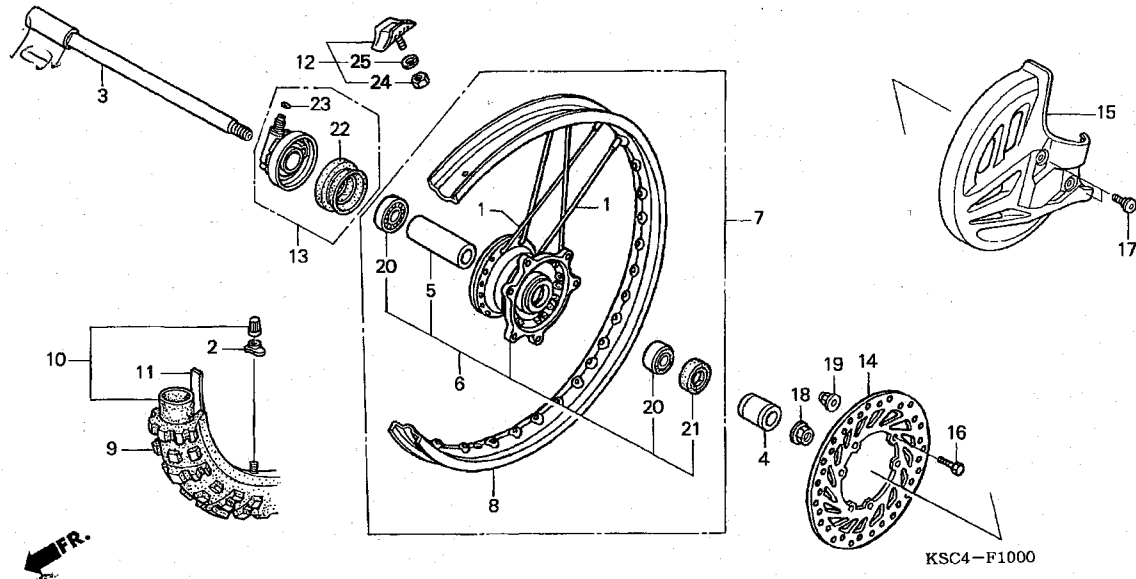
Ref. No.	Part No.	Description	Reqd. QTY			Serial No.	Parts catalogue code
			4	5	6		
1	06431-MA3-405	SEAL SET, PISTON .....	2	2	2		
2	43352-568-003	SCREW, BLEEDER (NISSIN) .....	1	1	1		
3	43353-461-771	CAP, BLEEDER .....	1	1	1		
4	45105-MY6-405	PAD SET, FR. ....	1	1	1		
5	45107-KZ4-J31	PISTON .....	2	2	2		
6	45108-MY1-006	SPRING, PAD .....	1	1	1		
7	45112-KS6-701	RETAINER .....	1	1	1		
8	45131-HA5-672	BOLT A, PIN .....	1	1	1		
9	45132-166-016	BOOT, PIN BUSH (NISSIN) .....	1	1	1		
10	45133-MA3-006	BOOT B .....	1	1	1		
11	45150-MEN-006	CALIPER SUB ASSY., L. FR. BRAKE (NISSIN)	1	1	1		
12	45190-MEN-006	BRACKET SUB ASSY., L. FR. CALIPER	1	1	1		
13	45203-MG3-016	PLUG, PIN .....	1	1	1		
14	45215-HA5-672	PIN, HANGER .....	1	1	1		
15	90110-KZ4-J40	BOLT, FLANGE, 8X40 .....	2	2	2		

3

F-10

FRONT WHEEL

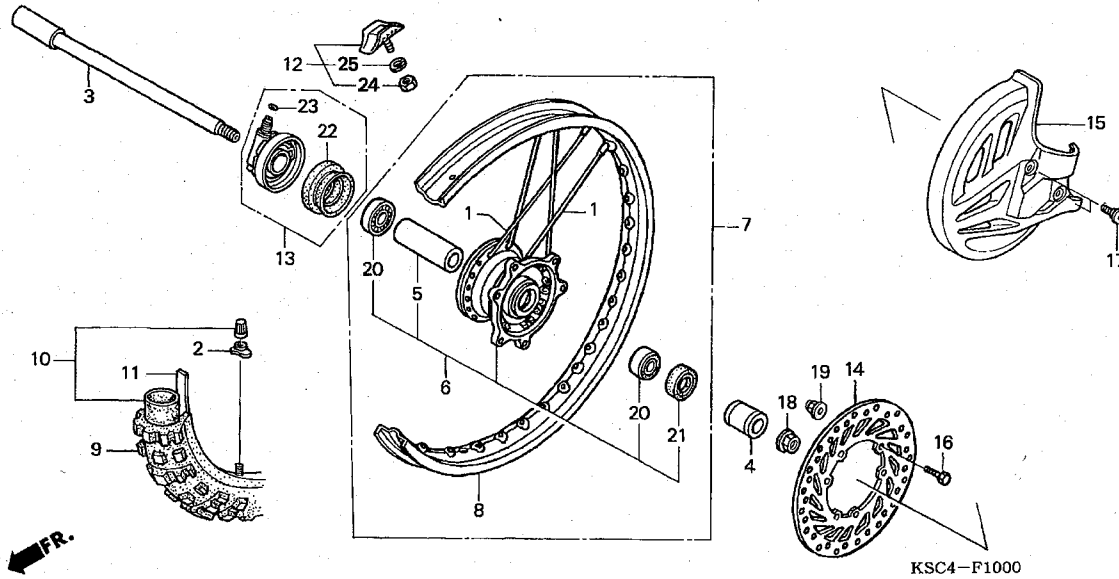
F13



Ref. No.	L.O.N.	(Relative ref. Number) Description	F.R.T.
3	710151	AXLE, FRONT WHEEL .....	0.2
6	710103	HUB, FRONT WHEEL .....	2.4
7	710104	FRONT WHEEL .....	0.9
8	710109	RIM, WHEEL :FRONT .....	2.3
9		(11)	
9	710139	FRONT TIRE(ONE) .....	0.8
10		(11)	
	710140	TUBE, FRONT TIRE .....	0.8
13	710145	GEARBOX ASSY., SPEEDOMETER ...	0.2
14	711120	DISC, FRONT BRAKE .....	0.3
15	413195	COVER, FRONT DISK .....	0.1
20		(5)	
	710115	BEARING, FRONT WHEEL(ONE) ....	0.4
	710115G	.Replace 1 bearing add .....	0.1

Ref. No.	Part No.	Description	Reqd. QTY			Serial No.	Parts catalogue code
			4	5	6		
1	06440-KZ4-J40	SPOKE SET, FR. (240MM) .....	36	36	36		
2	42714-KA3-710	CAP, VALVE .....	1	1	1		
3	44301-KSC-000	AXLE, FR. WHEEL .....	1	1	1		
4	44311-KZ4-J40	COLLAR, L. FR. WHEEL .....	1	1	1		
5	44620-MAC-680	COLLAR, FR. DISTANCE .....	1	1	1		
6	44635-KSC-000	HUB SUB ASSY., FR. ....	1	1	1		
7	44650-KSC-000	WHEEL SUB ASSY., FR. ....	1	1	1		
8	44701-MEN-003	RIM, FR. WHEEL (21X1.60) ....	1	1	1		
9	44711-MEN-004	TIRE, FR. (DUNLOP) (80/100-21 M/C 51M)	1	1	-		
	44711-MEY-641	TIRE, FR. (BRIDGESTONE) (90/90-21 M/C 54R)	-	-	1		
10	44712-400-004	TUBE, TIRE (DUNLOP) (2.75/3.00-21)	1	1	-		
	44712-KA3-711	TUBE, TIRE (BRIDGESTONE) ....	-	-	1		
11	44713-KS6-641	FLAP, TIRE (DUNLOP) .....	1	1	-		
	44713-MG7-003	FLAP, TIRE (BRIDGESTONE) ....	-	-	1		
12	44715-MA0-770	STOPPER, BEAD (1.60) .....	1	1	1		
13	44800-KSC-003	BOX ASSY., SPEEDOMETER GEAR .	1	1	1		
14	45351-KZ4-J30	DISK, FR. BRAKE .....	1	1	1		
15	51614-KZ4-J40ZA	COVER, FR. DISK *TNATURAL*.....NATURAL	1	-	-	----- U	
			1	-	-	4K002483 ED	
	51614-KZ4-J41ZA	*TNATURAL*.....NATURAL	1	-	-	4K002484 ED	
			-	1	1		
16	90105-MAC-680	BOLT, DISK, 6X19 .....	6	6	6		

3



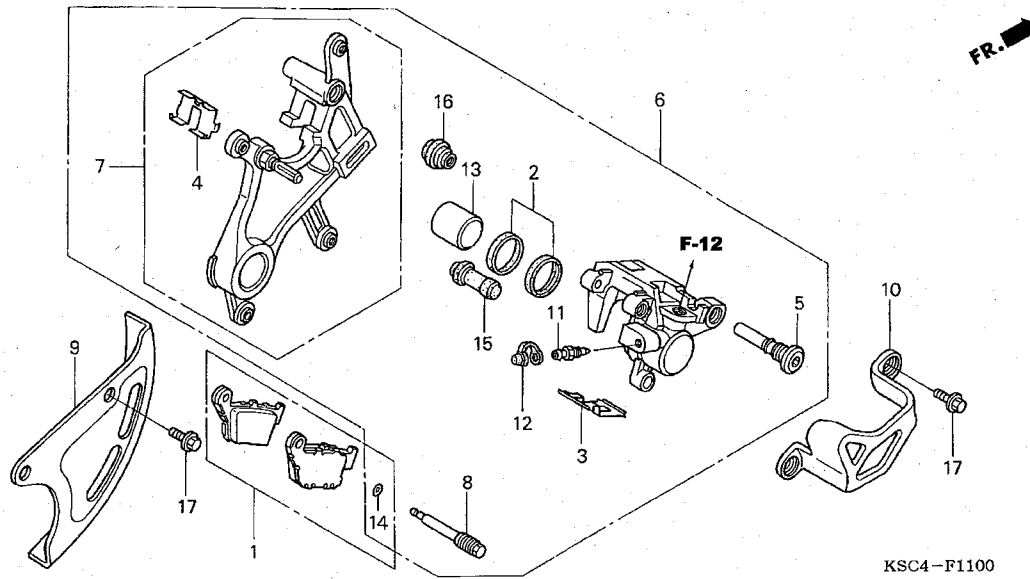
Ref. No.	Part No.	Description	Reqd. QTY			Serial No.	Parts catalogue code
			4	5	6		
17	90114-MAC-780	BOLT, FR. DISK COVER .....	2	2	2		
18	90301-KZ4-J40	NUT, FR. AXLE .....	1	1	1		
19	90301-473-003	NUT, U, 6MM .....	6	6	6		
20	91062-MAC-681	BEARING, RADIAL BALL, 6904 ..	2	2	2		
21	91201-KS6-004	OIL SEAL, 26X37X7 (ARAI) .....	1	1	1		
22	91251-KSC-003	DUST SEAL, 46X58X7 .....	1	1	1		
23	91319-ME5-003	O-RING, 5.5X1.4 .....	1	1	1		
24	94001-08000-OS	NUT, HEX., 8MM .....	1	1	1		
25	94111-08000	WASHER, SPRING, 8MM .....	1	1	1		

3

F-11

REAR BRAKE CALIPER

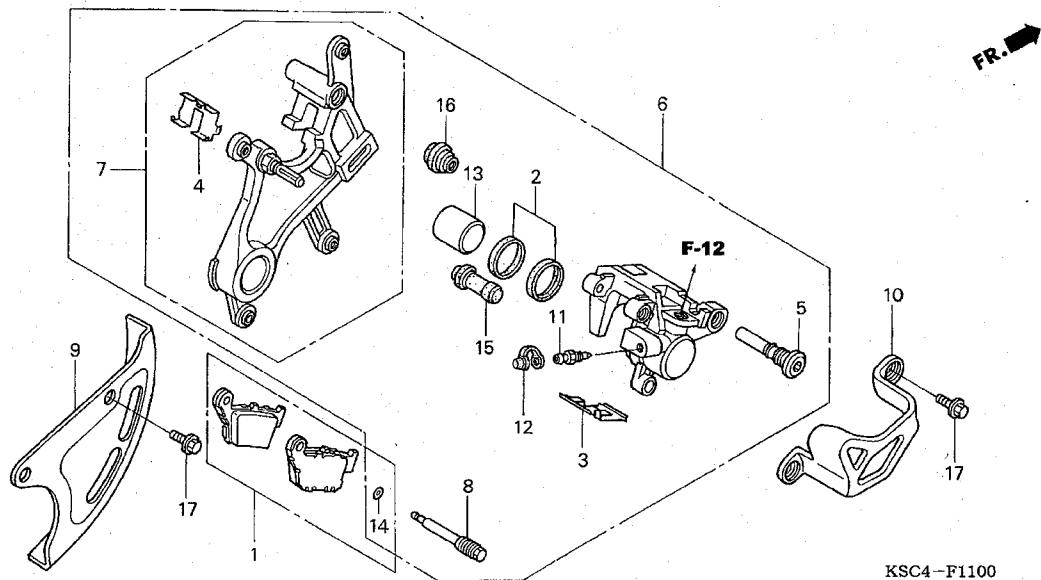
F15



Ref. No.	L.O.N.	(Relative ref. Number) Description	F.R.T.
1	711140	SHOE(PAD) SET, BRAKE :REAR ...	0.1
6	711155	CALIPER, REAR BRAKE ..... .INCLUDES: Bleed brakes	0.6
7	7111C1	BRACKET, REAR CALIPER .....	0.5
9	4131A7	COVER, REAR DISC .....	0.4
10	7111C9	GUARD, REAR CALIPER .....	0.1
13		(2)	
	7111D5	PISTON, REAR BRAKE CALIPER ... .INCLUDES: Bleed brakes	0.7

Ref. No.	Part No.	Description	Reqd. QTY			Serial No.	Parts catalogue code
			4	5	6		
1	06435-KZ4-J41	PAD SET, RR. ....	1	-	-		
			-	1	-	----- DK	
			-	1	-	5K110728 ED	
	06435-KRN-711	.....	-	1	-	5K110729 ----- ED	
2	06451-MZ2-405	SEAL SET, PISTON .....	1	1	1		
3	43108-KZ4-J41	SPRING, PAD .....	1	1	1		
4	43112-KZ4-J41	RETAINER, BRACKET .....	1	1	1		
5	43131-KW3-006	BOLT, PIN .....	1	1	1		
6	43150-KZ4-J41	CALIPER SUB ASSY., RR. BRAKE (NISSIN) .....	1	-	-		
			-	1	-	----- DK	
			-	1	-	5K110728 ED	
	43150-KRN-711	.....	-	1	-	5K110729 ----- ED	
7	43190-KZ4-J41	BRACKET SUB ASSY., RR. ....	1	-	-		
			-	1	-	----- DK	
			-	1	-	5K110728 ED	
	43190-KRN-711	.....	-	1	-	5K110729 ----- ED	
8	43215-KZ4-J41	PIN, HANGER .....	1	1	1		
9	43330-KZ4-J40ZA	COVER, RR. DISK *TNATURAL*.....NATURAL	1	1	1		
10	43340-KZ4-J40ZA	GUARD, RR. CALIPER *TNATURAL*.....NATURAL	1	1	-		
	43340-MEY-000ZA	*TNATURAL*.....NATURAL	-	-	1		
11	43352-568-003	SCREW, BLEEDER (NISSIN) .....	1	1	1		

3



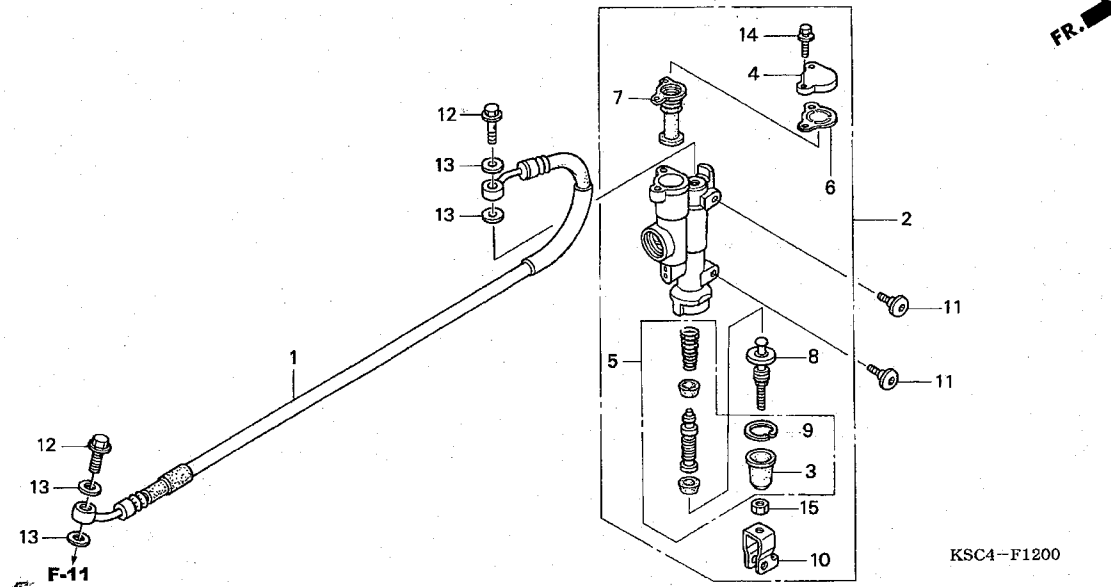
Ref. No.	Part No.	Description	Reqd. QTY			Serial No.	Parts catalogue code
			4	5	6		
12	43353-461-771	CAP, BLEEDER .....	1	1	1		
13	45107-MCT-006	PISTON (22 A) .....	1	1	1		
14	45111-MAJ-G41	RING, STOPPER .....	1	1	1		
15	45132-166-016	BOOT, PIN BUSH (NISSIN) .....	1	1	1		
16	45133-MA3-006	BOOT B .....	1	1	1		
17	90004-GHB-600	BOLT, FLANGE, 6X10(NSHF) .....	4	4	4		

3

F-12

RR. BRAKE MASTER CYLINDER

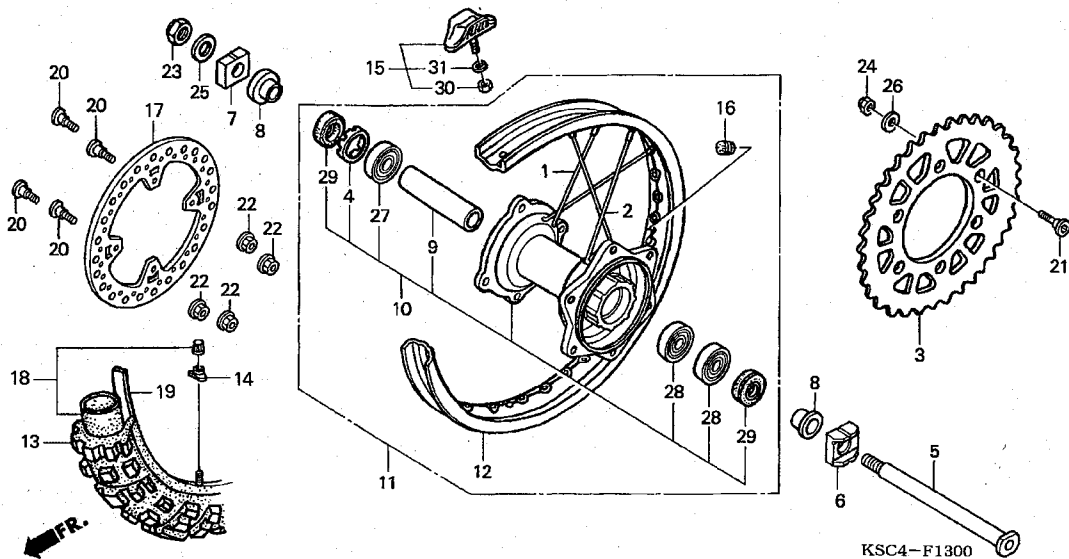
G 1



Ref. No.	L.O.N.	(Relative ref. Number) Description	F.R.T.
1	712130	HOSE, REAR BRAKE ..... .INCLUDES: Bleed brakes	0.6
2	712125	CYLINDER, REAR BRAKE MASTER .. .INCLUDES: Bleed brakes	0.4
5	7121H0	PISTON SET, REAR BRAKE MASTER .INCLUDES: Bleed brakes	0.5
7	712167	DIAPHRAGM, REAR BRAKE MASTER CYLINDER .....	0.1

Ref. No.	Part No.	Description	Reqd. QTY			Serial No.	Parts catalogue code
			4	5	6		
1	43310-KZ4-J41	HOSE, RR. BRAKE .....	1	1	1		
2	43500-KZ4-J42	CYLINDER ASSY., RR. BRAKE MASTER (NISSIN)	1	1	1		
3	43504-MB2-006	BOOT COMP. ....	1	1	1		
4	43513-KZ4-J41	CAP, MASTER CYLINDER .....	1	1	1		
5	43520-KZ4-J42	PISTON SET, MASTER CYLINDER -	1	1	1		
6	43521-KZ4-J41	PLATE, DIAPHRAGM .....	1	1	1		
7	43522-KZ4-J41	DIAPHRAGM .....	1	1	1		
8	43530-KZ4-J41	ROD COMP., PUSH .....	1	1	1		
9	46182-500-013	CIRCLIP .....	1	1	1		
10	46504-KZ4-J41	JOINT, BRAKE ROD .....	1	1	1		
11	90114-MAC-780	BOLT, FR. DISK COVER .....	2	2	2		
12	90145-MS9-612	BOLT, OIL, 10X22 .....	2	2	2		
13	90545-300-000	WASHER, OIL BOLT .....	4	4	4		
14	93401-04016-00	BOLT-WASHER, 4X16 .....	2	2	2		
15	94002-06000-0S	NUT, HEX., 6MM .....	1	1	1		

3



Ref. No.	L.O.N.	(Relative ref. Number) Description	F.R.T.
3	7101A0	SPROCKET, FINAL DRIVEN .....	0.4
5	710160	AXLE, REAR WHEEL .....	0.3
10	710121	HUB, REAR WHEEL .....	2.5
11	710118	REAR WHEEL .....	1.0
12	710127	RIM, WHEEL :REAR .....	2.4
13		(19)	
	710142	REAR TIRE (ONE) .....	0.9
17	711145	DISC, REAR BRAKE .....	0.4
18		(19)	
	7101A7	TUBE, REAR TIRE .....	0.9
27		(9,28)	
	710133	BEARING, REAR WHEEL (ONE) .....	0.5
	710133G	.Replace 1 bearing add .....	0.1
	710133A	.Replace 2 bearings add .....	0.2

KSC4-F1300

Ref. No.	Part No.	Description	Reqd. QTY	Serial No.	Parts catalogue code
			CRF250X 4 5 6		
1	06420-KSC-000	SPOKE SET, RR. (INSIDE)	16 16 -		
	06420-MEY-000	(INSIDE)	- - 16		
2	06421-KSC-000	SPOKE SET, RR. (OUTSIDE)	16 16 -		
	06421-MEY-000	(OUTSIDE)	- - 16		
3	41204-KZ4-J30	SPROCKET, FINAL DRIVEN (53T)	1 1 1		
	41201-KSR-J00	SPROCKET, FINAL DRIVEN (54T)	(1) (1) (1)		
	41203-KZ4-J30	SPROCKET, FINAL DRIVEN (52T)	(1) (1) (1)		
4	41231-KZ4-J20	RETAINER, RR. WHEEL BEARING	1 1 1		
5	42301-KZ4-J40	AXLE, RR. WHEEL	1 1 1		
6	42305-KZ4-J40	COLLAR, L. RR. AXLE	1 1 1		
7	42306-KZ4-J20	COLLAR, R. RR. AXLE	1 1 1		
8	42311-KZ4-J40	COLLAR, RR. WHEEL SIDE	2 2 2		
9	42620-KZ4-J20	COLLAR, RR. WHEEL DISTANCE	1 1 1		
10	42635-MEN-000	HUB SUB ASSY., RR. WHEEL	1 1 -		
	42635-KRN-710	HUB SUB ASSY., RR.	- - 1		
11	42650-KSC-000	WHEEL SUB ASSY., RR.	1 1 -		
	42650-MEY-000		- - 1		
12	42701-KSC-003	RIM, RR. WHEEL (18X2.15)	1 1 1		
13	42711-KSC-004	TIRE, RR. (DUNLOP)	1 1 -		
		(100/100-18 59M D756)			
	42711-KSC-D01	TIRE, RR. (120/90-18 M/C 65R)	- - 1		
		(BRIDGESTONE)			
14	42714-KA3-710	CAP, VALVE	1 1 1		

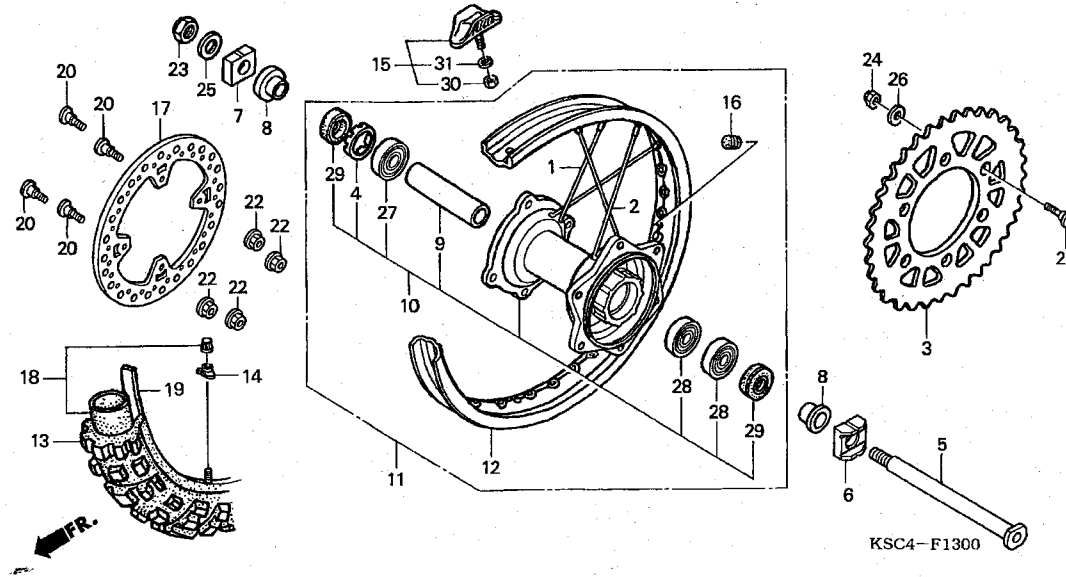




F-13

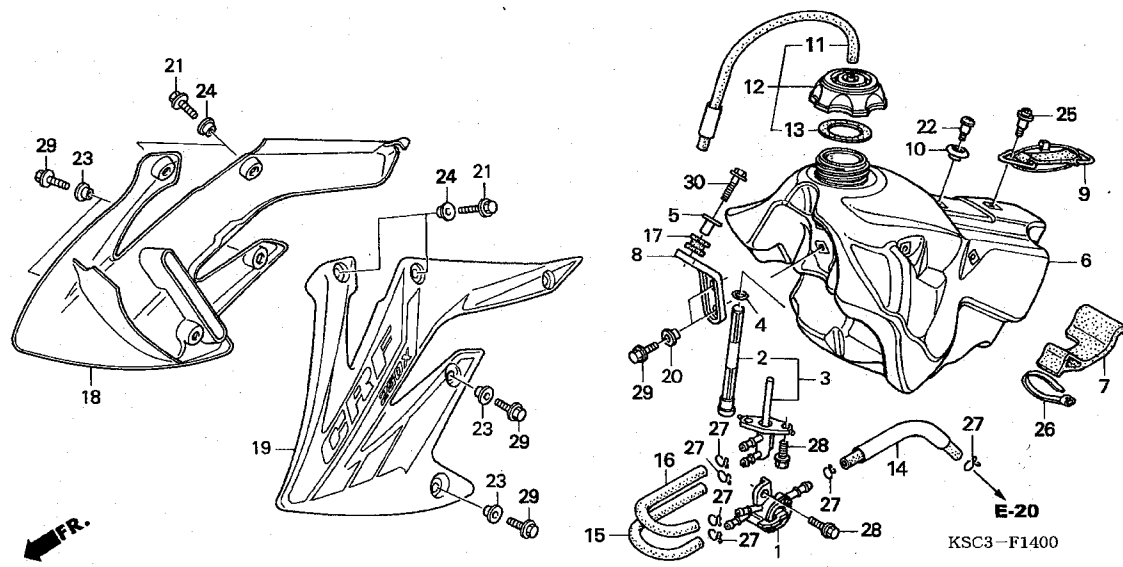
REAR WHEEL

G 3



Ref. No.	Part No.	Description	Reqd. QTY			Serial No.	Parts catalogue code
			4	5	6		
15	42715-MA0-770	STOPPER, BEAD (2.15) .....	1	1	1		
16	42717-329-000	CAP, RIM HOLE .....	1	1	1		
17	43351-KZ4-J40	DISK, RR. BRAKE .....	1	1	1		
18	44712-300-004	TUBE, TIRE (3.25/3.50-19) (DUNLOP)	1	1	-		
	44712-434-003	TUBE, TIRE (3.00-23) (BRIDGESTONE)	-	-	1		
19	44713-300-004	FLAP, TIRE (DUNLOP)(1.85X18)	1	1	-		
	44713-300-003	FLAP, TIRE (BRIDGESTONE)(19)	-	-	1		
20	90105-MAC-680	BOLT, DISK, 6X19 .....	4	4	4		
21	90125-KA4-000	SCREW, FLAT, 8X31 .....	6	6	6		
22	90301-473-003	NUT, U, 6MM .....	4	4	4		
23	90305-KZ4-J20	NUT, U, 22MM .....	1	1	1		
24	90309-ML3-791	NUT, U, 8MM .....	6	6	6		
25	90401-KZ4-J20	WASHER, 22X35X2 .....	1	1	1		
26	90465-MC4-000	WASHER, 8MM .....	6	6	6		
27	91051-KZ4-J21	BEARING, RADIAL BALL, 69052RS	1	1	1		
28	91052-KZ4-J21	BEARING, RADIAL BALL, 6905RS	2	2	2		
29	91251-KZ4-J21	DUST SEAL, 32X43X7 .....	2	2	2		
30	94001-08000-DS	NUT, HEX., 8MM .....	1	1	1		
31	94111-08000	WASHER, SPRING, 8MM .....	1	1	1		

3



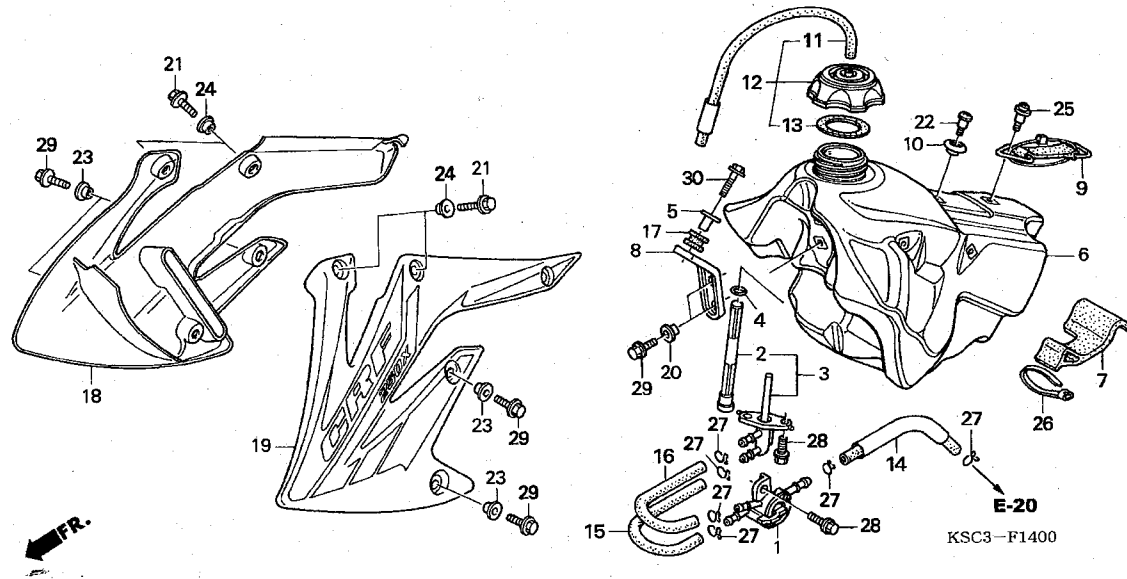
Ref. No.	L.O.N.	(Relative ref. Number) Description	F.R.T.
1	310110	COCK ASSY., FUEL .....	0.2
2	310115	SCREEN, FUEL STRAINER .....	0.3
3	3101D5	JOINT, FUEL TANK .....	0.3
6	310100	TANK, FUEL .....	0.3
18	1151A0	SHROUD, RADIATOR :RIGHT .....	0.1
		.NOTE: Same time for two units	
	1151A5	SHROUD, RADIATOR :BOTH .....	0.1
19	115126	SHROUD, RADIATOR :LEFT .....	0.1
		.NOTE: Same time for two units	

Ref. No.	Part No.	Description	Reqd. QTY			Serial No.	Parts catalogue code
			4	5	6		
1	16950-KSC-003	COCK ASSY., FUEL .....	1	1	1		
2	16952-KCY-671	SCREEN SET, FUEL STRAINER .....	1	1	1		
3	16955-KSC-003	JOINT ASSY., FUEL .....	1	1	1		
4	16997-467-000	O-RING, 11.8X3.55 .....	1	1	1		
5	17509-KZ3-B00	COLLAR, TANK SETTING .....	1	1	1		
6	17510-KSC-000	TANK COMP., FUEL .....	1	1	1		
7	17512-KRN-000	RUBBER, FUEL TANK MOUNTING ..	1	1	1		
8	17515-KSC-000	STAY, FR. TANK .....	1	1	1		
9	17516-KZ3-B00	BAND, TANK RR. ....	1	1	1		
10	17518-KZ4-710	COLLAR, SEAT FR. ....	1	1	1		
11	17521-KZ4-J20	TUBE COMP., FUEL CAP BREATHER	1	1	1		
12	17620-MEB-670	CAP ASSY., FUEL TANK .....	1	1	1		
13	17624-KT1-780	PACKING, FUEL CAP .....	1	1	1		
14	17681-KSC-000	TUBE B, FUEL .....	1	1	1		
15	17684-KSC-000	TUBE A, FUEL MAIN .....	1	1	1		
16	17685-KSC-000	TUBE A, FUEL RESERVE .....	1	1	1		
17	18334-ML3-680	RUBBER, SILENCER .....	1	1	1		
18	19071-KSC-000ZB	SHROUD SET, R. RADIATOR					
		*TYPE1*(WL)	1	-	-		
	19071-KSC-730ZA	.....	-	1	-		
	19071-KSC-A00ZA	.....	-	-	1		
19	19072-KSC-000ZB	SHROUD SET, L. RADIATOR					
		*TYPE1*(WL)	1	-	-		
	19072-KSC-730ZA	.....	-	1	-		
	19072-KSC-A00ZA	.....	-	-	1		
20	84706-415-000	COLLAR .....	2	2	2		

F-14

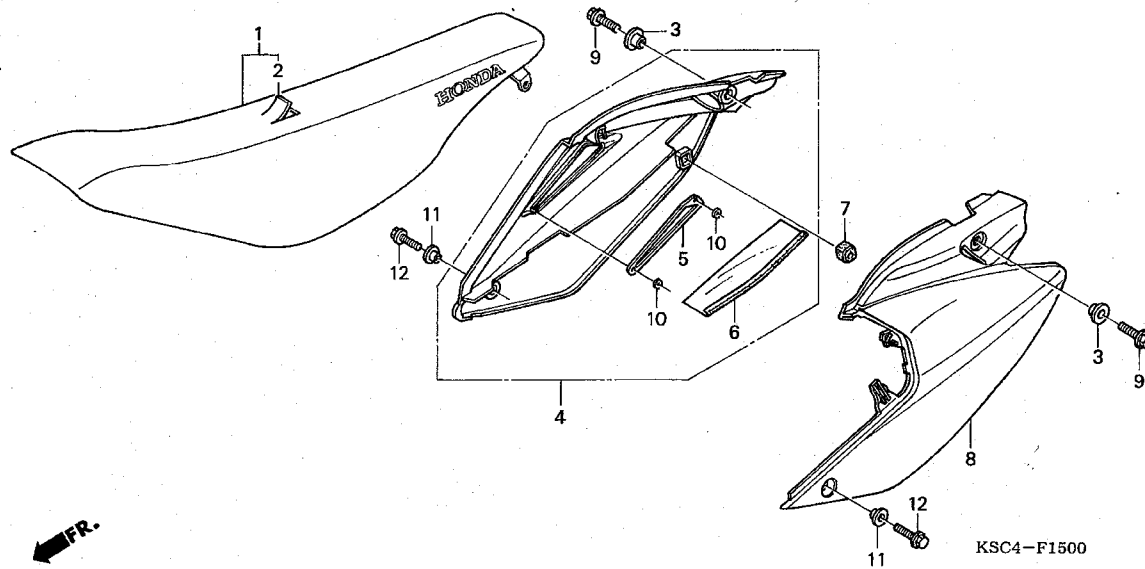
FUEL TANK

G 5



Ref. No.	Part No.	Description	Reqd. QTY			Serial No.	Parts catalogue code
			4	5	6		
21	90106-KRN-000	BOLT, FLANGE, 5X12 .....	4	4	4		
22	90108-MNO-000	SCREW, PAN, 5X13 .....	1	1	1		
23	90501-KZ4-J20	COLLAR A .....	4	4	4		
24	90502-KRN-000	COLLAR, SHROUD UPPER .....	4	4	4		
25	91422-MT8-770	SCREW, SPECIAL, 5MM .....	1	1	1		
26	91560-MS8-600	TY-RAP, CABLE .....	1	1	1		
27	95002-02120	CLIP, TUBE (B12) .....	6	6	6		
28	96001-06016-00	BOLT, FLANGE, 6X16 .....	3	3	3		
29	96001-06018-00	BOLT, FLANGE, 6X18 .....	6	6	6		
30	96001-06030-00	BOLT, FLANGE, 6X30 .....	1	1	1		

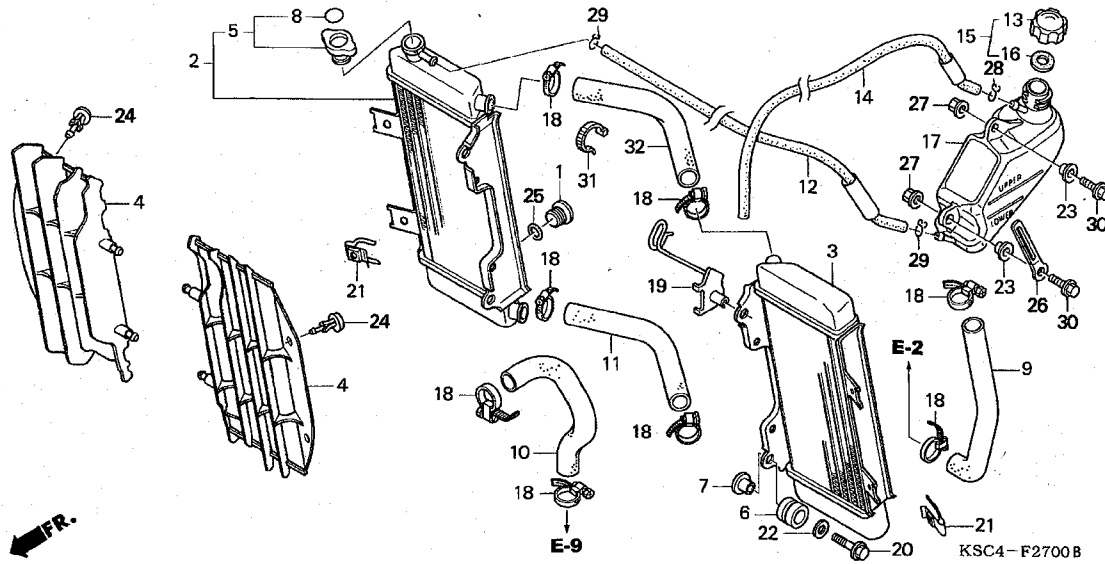
3



Ref. No.	L.O.N.	(Relative ref. Number) Description	F.R.T.
1	413150	SEAT .....	0.1
4	4111H9	COVER, SIDE :RIGHT .....	0.1
		.NOTE: Same time for two units	
	4111J0	COVER, SIDE :BOTH .....	0.1
8	4111H8	COVER, SIDE :LEFT .....	0.1
		.NOTE: Same time for two units	

Ref. No.	Part No.	Description	Reqd. QTY			Serial No.	Parts catalogue code
			4	5	6		
1	77100-KSC-010	SEAT COMP. ....	1	1	1		
2	77101-KSC-000	LEATHER COMP., SEAT (NO LETTERS PRINTED) .....	1	1	1		
3	83505-KM4-000	COLLAR, TOOL BOX SETTING ....	2	2	2		
4	83510-KSC-000	COVER, R. SIDE .....	1	1	1		
5	83513-KSC-000	PLATE .....	1	1	1		
6	83514-KSC-000	HEAT GUARD .....	1	1	1		
7	83515-KS7-830	RUBBER, SIDE COVER STOPPER ..	1	1	1		
8	83610-KSC-000	COVER, L. SIDE .....	1	1	1		
9	90123-MEN-670	BOLT, FLANGE, 8X16(SH) .....	2	2	2		
10	90313-GAH-780	NUT, SPEED, 3MM .....	2	2	2		
11	90501-KZ4-J20	COLLAR A .....	2	2	2		
12	96001-06014-00	BOLT, FLANGE, 6X14 .....	2	2	2		

3



Ref. No.	L.O.N.	(Relative ref. Number) Description	F.R.T.
2	115102	RADIATOR :RIGHT .....	0.6
	1151A2	RADIATOR :BOTH .....	0.8
3	115101	RADIATOR :LEFT .....	0.6
4	1151B2	GRILLE, RADIATOR :LEFT .....	0.1
	1151B3	GRILLE, RADIATOR :RIGHT .....	0.1
	1151G3	GRILLE, RADIATOR :BOTH .....	0.1
9	114130	HOSE A, WATER .....	0.4
10	114131	HOSE B, WATER .....	0.4
11	1151H6	HOSE, CROSS WATER .....	0.4
17	115110	TANK, RADIATOR RESERVE .....	0.3
32	1151J7	HOSE, CROSS WATER :UPPER .....	0.5

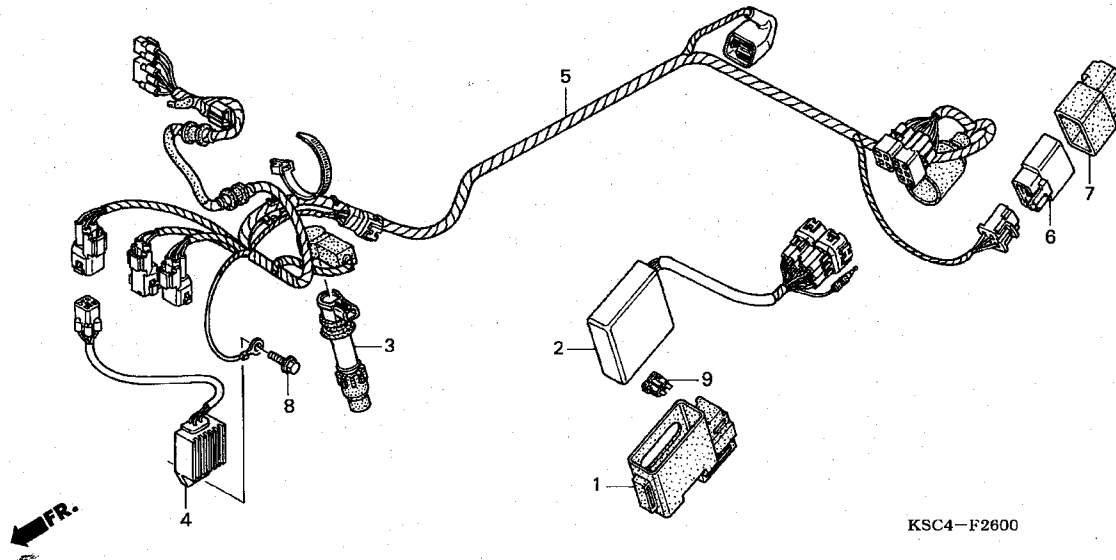
3

Ref. No.	Part No.	Description	Reqd. QTY			Serial No.	Parts catalogue code
			4	5	6		
1	12206-881-310	BOLT, SEALING, 16MM .....	1	1	1		
2	19010-KSC-640	RADIATOR, R. ....	1	-	-		
	19010-KSC-003	.....	-	1	-	-----	DK
	19010-KSC-641	.....	-	1	-	-----	ED
3	19015-KRN-003	RADIATOR, L. ....	1	-	-		
		.....	-	1	-	-----	DK
	19015-KRN-731	.....	-	1	-	5K110001	ED
		.....	-	1	-	5K110002	ED
4	19033-KRN-000	GRILLE, RADIATOR .....	2	-	-		
		.....	-	2	-	5K110001	ED
	19033-KRN-010	.....	-	2	-	5K110002	ED
5	19037-KRN-640	CAP COMP., RADIATOR .....	1	-	-		
	19037-KRN-003	.....	-	1	-	-----	DK
	19037-KRN-641	.....	-	1	-	-----	ED
		.....	-	-	1		
6	19051-KRN-000	RUBBER, RADIATOR MOUNTING ...	4	4	4		
7	19052-MAC-680	COLLAR, RADIATOR MOUNTING ...	3	3	3		
8	19055-KRN-640	SEAL, RADIATOR CAP .....	1	-	-		
		(ENGLISH/FRENCH/JAPANESE)	-	1	-	-----	DK
	19055-KRN-003	SEAL, RADIATOR CAP (ENGLISH)	-	1	-	-----	DK
	19055-KRN-641	SEAL, RADIATOR CAP .....	-	1	-	-----	ED
		(ENGLISH/FRENCH/JAPANESE)	-	-	1		
9	19061-KRN-000	HOSE A, WATER .....	1	1	1		

F-26

WIRE HARNESS

H 5



Ref. No.	L.O.N.	(Relative ref. Number) Description	F.R.T.
2	6141A1	IGNITION CONTROL MODULE .....	0.5
3	6141B8	COIL, DIRECT IGNITION .....	0.5
4	6131B2	RECTIFIER, REGULATE .....	0.5
5	611100	HARNESS, WIRE .....	0.7
6	611155	RELAY, MAIN .....	0.3

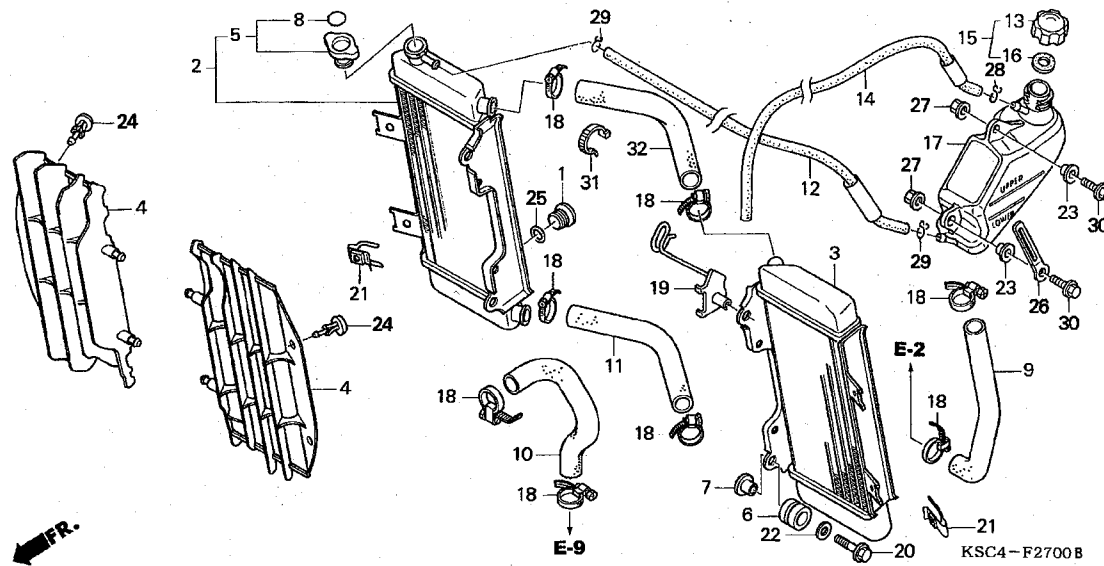
Ref. No.	Part No.	Description	Reqd. QTY			Serial No.	Parts catalogue code
			4	5	6		
1	30401-KSC-000	CUSHION, C.D.I. UNIT .....	1	1	1		
2	30410-KSC-671	C.D.I. UNIT .....	1	1	-		
	30410-KSC-A00	.....	-	-	1		
3	30700-KRN-670	CAP ASSY., NOISE SUPPRESSOR ..	1	1	1		
4	31600-KSC-671	RECTIFIER COMP., REGULATOR ..	1	1	1		
5	32100-KSC-671	HARNESS, WIRE .....	1	1	-		
	32100-KSC-A00	.....	-	-	1		
6	38501-GAM-007	RELAY COMP., STARTER (MATSUSHITA)	1	1	-		
7	38506-MY2-691	SUSPENSION, STARTER RELAY (MATSUSHITA)	1	1	-		
8	96001-06016-00	BOLT, FLANGE, 6X16 .....	1	1	1		
9	98200-31500	FUSE, BLADE (15A) .....	1	1	1		

3

F-27

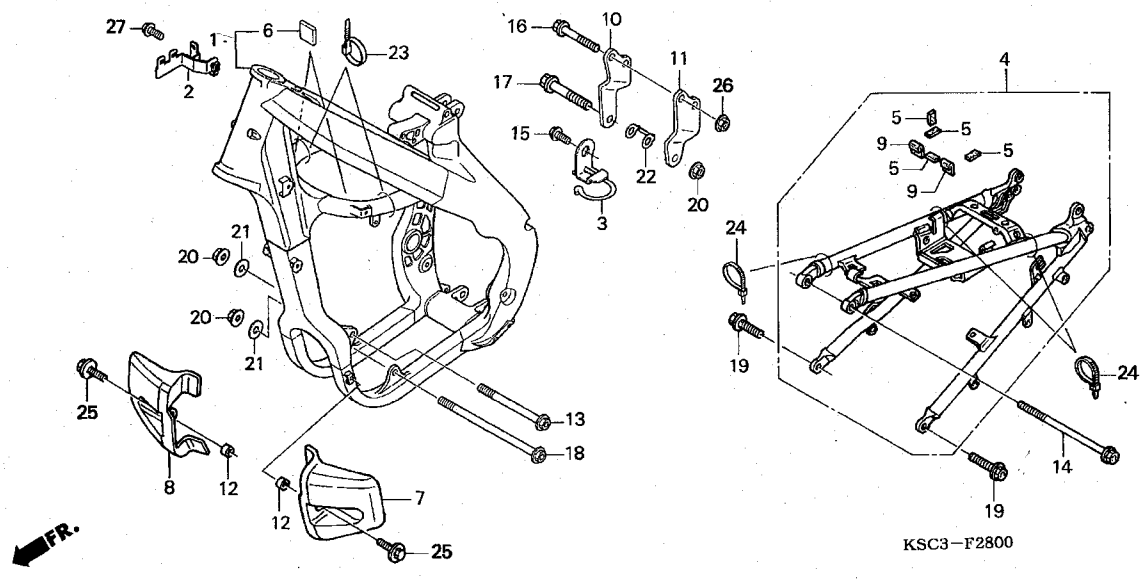
RADIATOR

H 7



Ref. No.	Part No.	Description	Reqd. QTY			Serial No.	Parts catalogue code
			4	5	6		
10	19062-KRN-000	HOSE B, WATER .....	1	1	1		
11	19064-KRN-000	HOSE D, WATER .....	1	1	1		
12	19104-KSC-000	TUBE, RADIATOR BREATHER .....	1	1	1		
13	19104-ME9-000	CAP, RESERVE TANK .....	1	1	1		
14	19105-KSC-000	TUBE, RADIATOR DRAIN .....	1	1	1		
15	19105-MG8-000	CAP ASSY., RESERVE TANK .....	1	1	1		
16	19107-MG8-000	PACKING, RESERVE TANK .....	1	1	1		
17	19110-KSC-000	TANK, RADIATOR RESERVE .....	1	1	1		
18	19506-KS6-700	CLAMP B, WATER HOSE .....	8	8	8		
19	50129-KSC-000	GUIDE, MAIN HARNESS .....	1	1	1		
20	90001-GB4-000	BOLT, FLANGE, 6X23.5 .....	4	4	4		
21	90303-KRN-000	NUT, CLIP, 6MM .....	2	2	2		
22	90403-KA3-830	WASHER, RADIATOR MOUNTING ...	4	4	4		
23	90522-170-700	COLLAR, GEARSHIFT LEVER SETTING	2	2	2		
24	90601-KSC-003	CLIP, GRILLE .....	2	2	2		
25	91307-611-000	O-RING, 13.5X1.4 .....	1	1	1		
26	91406-166-000	CLIP, WIRE .....	1	1	1		
27	94050-06000	NUT, FLANGE, 6MM .....	2	2	2		
28	95002-02080	CLIP, TUBE (B8) .....	1	1	1		
29	95002-02100	CLIP, TUBE (B10) .....	2	2	2		
30	96001-06016-00	BOLT, FLANGE, 6X16 .....	2	2	2		
31	90652-KT1-771	BAND, WIRE (BLACK) .....	1	1	1		
32	19064-KSC-000	HOSE D, WATER UPPER .....	1	1	1		

3



Ref. No.	L.O.N.	(Relative ref. Number) Description	F.R.T.
1	410100	BODY, FRAME ..... .INCLUDES: Engine removal and installation	4.8
4	4101A5	FRAME :REAR .....	0.8
7	4101F5	GUARD, ENGINE :LEFT .....	0.1
		.NOTE: Same time for two units	
	4101F9	GUARD, ENGINE :BOTH .....	0.1
8	4101F6	GUARD, ENGINE :RIGHT .....	0.1
		.NOTE: Same time for two units	

Ref. No.	Part No.	Description	Reqd. QTY			Serial No.	Parts catalogue code
			4	5	6		
1	50010-KSC-000	BODY SET, FRAME .....	1	-	-		
	50010-KSC-730	.....	-	1	1		
2	50126-KRN-000	STAY, COUPLER .....	1	1	1		
3	50197-KRN-000	CLIP, FUEL TUBE .....	1	1	1		
4	50200-KSC-010	BODY COMP., RR. FRAME .....	1	-	-		
	50200-KSC-730	.....	-	1	1		
5	50283-KSC-300	RUBBER, BATTERY .....	4	4	4		
6	50283-MR7-300	RUBBER, SEAT RAIL .....	2	2	2		
7	50360-KRN-000	GUARD, L. ENGINE .....	1	1	1		
8	50370-KSC-000	GUARD, R. ENGINE .....	1	1	1		
9	50283-MR7-300	RUBBER, SEAT RAIL .....	2	2	2		
10	50407-KSC-000	BRACKET, R. HEAD HANGER .....	1	1	-		
	50407-KRN-730	.....	-	-	1		
11	50408-KSC-000	BRACKET, L. HEAD HANGER .....	1	1	-		
	50408-KRN-730	.....	-	-	1		
12	52156-353-300	COLLAR, 6X4 .....	2	2	2		
13	90101-KSC-000	BOLT, FLANGE, 10X117 .....	1	1	1		
14	90105-KRN-000	BOLT, FLANGE, 8X125 .....	1	1	1		
15	90106-KRN-000	BOLT, FLANGE, 5X12 .....	1	1	1		
16	90107-KRN-000	BOLT, FLANGE, 8X55 .....	2	2	2		
17	90109-KSC-000	BOLT, FLANGE, 10X58 .....	1	1	1		
18	90116-KW3-000	BOLT, FLANGE, 10X138 .....	1	1	1		
19	90122-KRN-000	BOLT, FLANGE, 10X26 .....	2	2	2		
20	90302-K23-J40	NUT, FLANGE, 10MM .....	3	3	3		
21	90410-HC4-000	WASHER, 10MM .....	2	2	2		

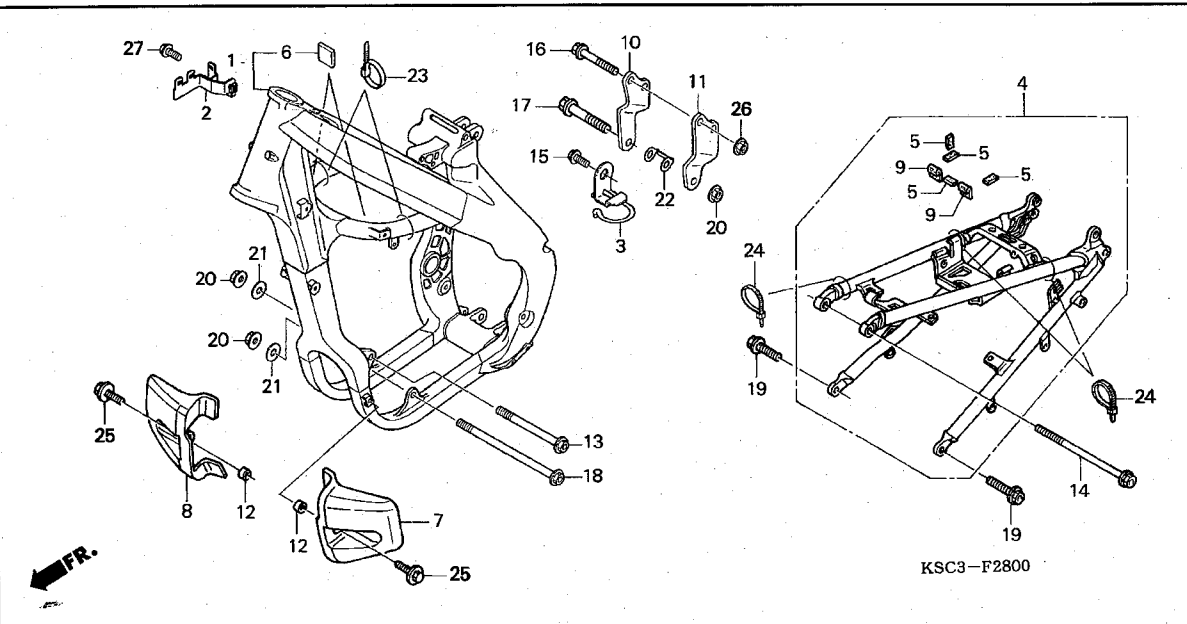
3



F-28

FRAME BODY

H 9



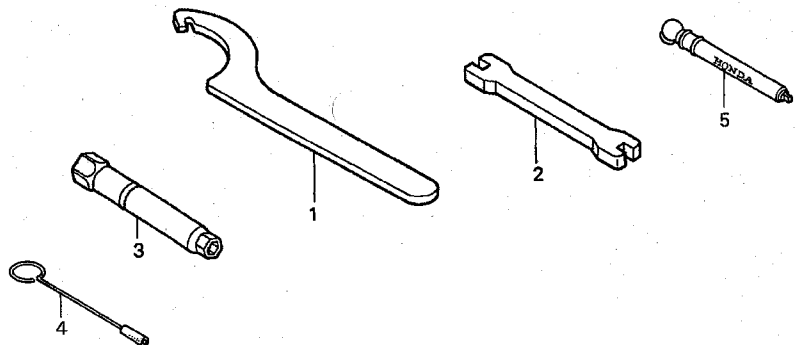
Ref. No.	Part No.	Description	Reqd. QTY			Serial No.	Parts catalogue code
			CRF250X	4	5		

22	90511-KRN-000	WASHER, HEAD HANGER PLATE ...	1	1	1		
23	90651-KV6-003	BAND, WIRE .....	2	2	2		
24	90652-KT1-771	BAND, WIRE (BLACK) .....	3	3	3		
25	93404-06014-00	BOLT-WASHER, 6X14 .....	2	2	2		
26	94050-08000	NUT, FLANGE, 8MM .....	2	2	2		
27	96001-06016-00	BOLT, FLANGE, 6X16 .....	1	1	1		

3

Ref. L.O.N. (Relative ref. Number) F.R.T.  
No. Description

NO INFORMATION .....



KRN4-F2400

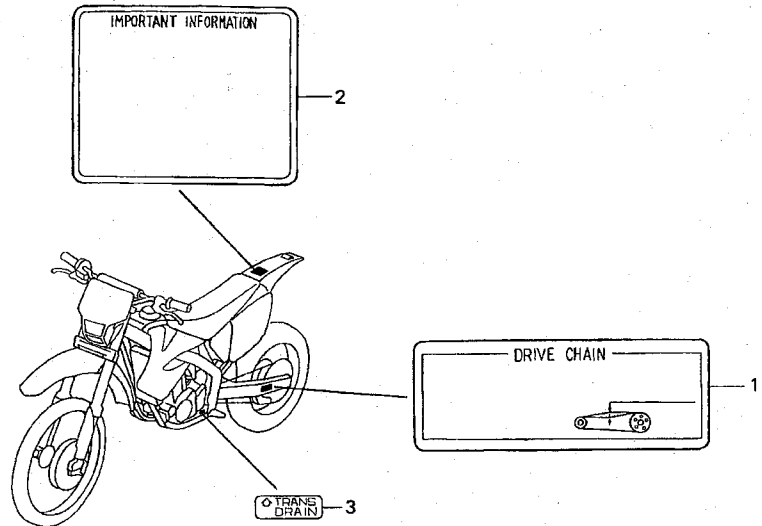
Ref. No.	Part No.	Description	Reqd. QTY			Serial No.	Parts catalogue code
			4	5	6		
1	89201-KS6-810	SPANNER A, PIN .....	(2)	(2)	(2)		
2	89212-KZ4-J40	WRENCH, NIPPLE .....	1	1	1		
3	89216-MEB-670	WRENCH, PLUG (16MM) .....	1	-	-	----- 4K000687 ED	
			1	-	-	----- 4K050514 U	
	89216-MY9-000	.....	1	-	-	4K000688 ----- ED	
			1	-	-	4K050515 ----- U	
			-	1	1		
4	89217-KRN-000	TOOL, CARBURETOR MAINTENANCE	1	1	1		
5	89301-KA4-811	GAUGE, AIR PRESSURE .....	(1)	(1)	(1)		

3

F-30

CAUTION LABEL

H11



KSC3-F3000

Ref. No.	L.O.N.	(Relative ref. Number) Description	F.R.T.
----------	--------	------------------------------------	--------

NO INFORMATION .....

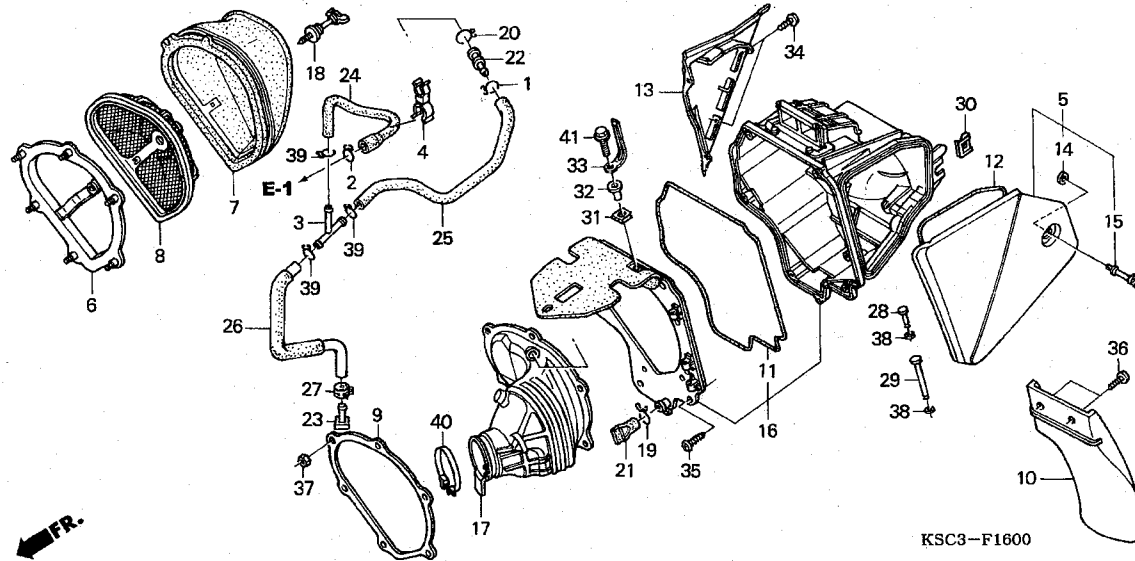
Ref. No.	Part No.	Description	Reqd. QTY			Serial No.	Parts catalogue code
			4	5	6		
1	87507-KZ3-B10	LABEL, DRIVE CHAIN .....	1	1	1		
	87507-KZ3-B90	LABEL, DRIVE CHAIN (FRENCH) ..	1	1	-	-----	ED
			-	-	1		
2	87560-GBF-770	MARK, CAUTION .....	1	-	1		
			-	1	-	-----	ED
	87560-ML3-970	MARK, CAUTION (FRENCH) .....	1	1	-	-----	ED
			-	-	1		
	87560-KSC-000	MARK, CAUTION .....	-	1	-	-----	DK
3	87564-KRN-000	LABEL, TRANSMISSION DRAIN ...	1	1	1		

3

# F-16

# AIR CLEANER

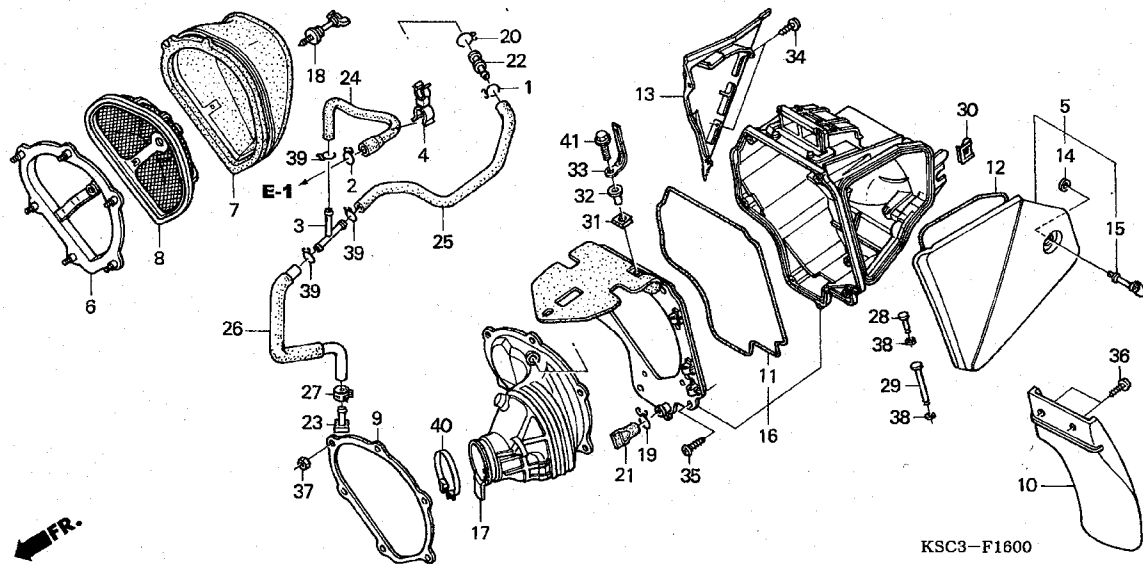
G 7



Ref. No.	L.O.N.	(Relative ref. Number) Description	F.R.T.
5	312102	COVER, AIR CLEANER CASE .....	0.1
6	3121F4	BASE, AIR CLEANER .....	0.8
7	312105	ELEMENT, AIR CLEANER .....	0.2
10	4131A0	MUDGUARD, AIR CLEANER CASE ...	0.1
13	3121A7	COVER, AIR CLEANER CASE SIDE :RIGHT .....	0.2
16	3121A5	CASE, AIR CLEANER .....	0.8
17	3121B6	(11) TUBE, AIR CLEANER CONNECTING .	0.8

Ref. No.	Part No.	Description	Reqd. QTY			Serial No.	Parts catalogue code
			4	5	6		
1	15707-634-000	CLIP, OIL DRAIN TUBE .....	1	1	1		
2	15771-551-000	CLIP, OIL DRAIN TUBE .....	1	1	1		
3	16959-MY1-000	JOINT, FUEL TUBE .....	1	1	1		
4	16965-VMO-771	CLAMP, HOSE .....	1	1	1		
5	17211-KSC-000	COVER ASSY., AIR CLEANER ....	1	1	1		
6	17212-MEN-670	STAY, AIR CLEANER ELEMENT ...	1	1	1		
7	17213-KSC-000	ELEMENT, AIR CLEANER .....	1	1	1		
8	17214-MEN-670	BASE ASSY., ELEMENT .....	1	1	1		
9	17217-MEB-770	PLATE, AIR CLEANER CASE FR. .	1	1	1		
10	17218-KRN-000	MUDGUARD, AIR CLEANER CASE ..	1	1	1		
11	17218-KSC-000	SEAL, AIR CLEANER CASE .....	1	1	1		
12	17219-KSC-000	SEAL, AIR CLEANER COVER (A) .	1	1	1		
13	17221-KSC-000	COVER, R. SIDE .....	1	1	1		
14	17224-KN5-670	WASHER, AIR CLEANER COVER	1	1	1		
15	17225-KN5-670	STUD, 6X21 .....	1	1	1		
16	17250-KSC-000	CASE COMP., AIR CLEANER .....	1	-	-	----- U	
	17250-KSC-010	.....	1	-	-	----- 4K000002 ED	
			-	1	1	----- 4K000003 ----- ED	
17	17253-KSC-000	TUBE, AIR CLEANER CONNECTING	1	1	1		
18	17291-KSC-000	BOLT, ELEMENT SETTING .....	1	1	1		
19	17316-MN1-670	CLIP A, BREATHER TUBE .....	1	1	1		
20	17316-611-000	CLIP, BREATHER TUBE .....	1	1	1		
21	17358-HA0-680	TUBE, DRAIN .....	1	1	1		

3

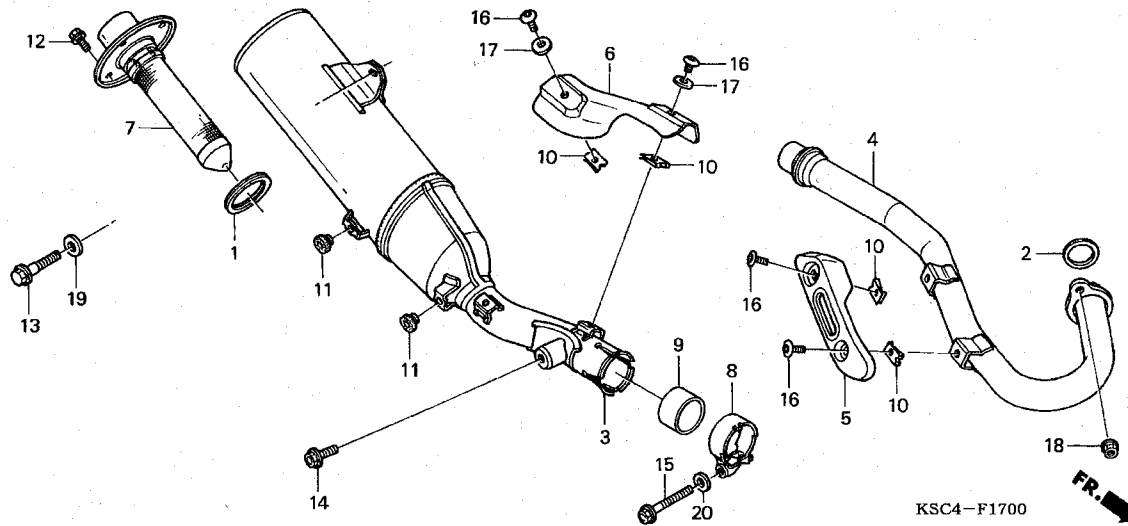


Ref. No.	Part No.	Description	Reqd. QTY			Serial No.	Parts catalogue code
			4	5	6		
22	17359-MAG-L00	JOINT, BREATHER TUBE .....	1	1	1		
23	17370-419-700	PLUG, BREATHER TUBE .....	1	1	1		
24	17372-KRN-000	TUBE A, BREATHER .....	1	1	1		
25	17374-KRN-000	TUBE B, BREATHER .....	1	1	1		
26	17375-KSC-000	TUBE C, BREATHER .....	1	1	1		
27	43514-KS6-701	CLAMP, MASTER CYLINDER OIL HOSE	1	1	1		
28	53189-GCS-000	PIN, BRAKE LOCK LEVER PIVOT	1	1	1		
29	64308-GG2-000	PIN, VISOR HINGE .....	1	1	1		
30	64508-KV3-000	PLATE, SPRING .....	1	1	1		
31	90305-GK8-000	NUT, CLIP, 6MM .....	1	1	1		
32	90501-KRN-000	COLLAR, AIR CLEANER .....	1	1	1		
33	91413-679-000	CLIP, 2X70 .....	1	1	1		
34	93903-24380	SCREW, TAPPING, 4X12 .....	2	2	2		
35	93903-25380	SCREW, TAPPING, 5X16 .....	7	7	7		
36	93913-25410	SCREW, TAPPING, 5X16(P0) .....	2	2	2		
37	94002-05070-0S	NUT, HEX., 5MM .....	6	6	6		
38	94540-03010	E-RING, 3MM .....	2	2	2		
39	95002-02120	CLIP, TUBE (B12) .....	3	3	3		
40	95018-60321	BAND, AIR CLEANER CONNECTING TUBE (60)	1	1	1		
41	96001-06016-00	BOLT, FLANGE, 6X16 .....	1	1	1		

F-17

EXHAUST MUFFLER

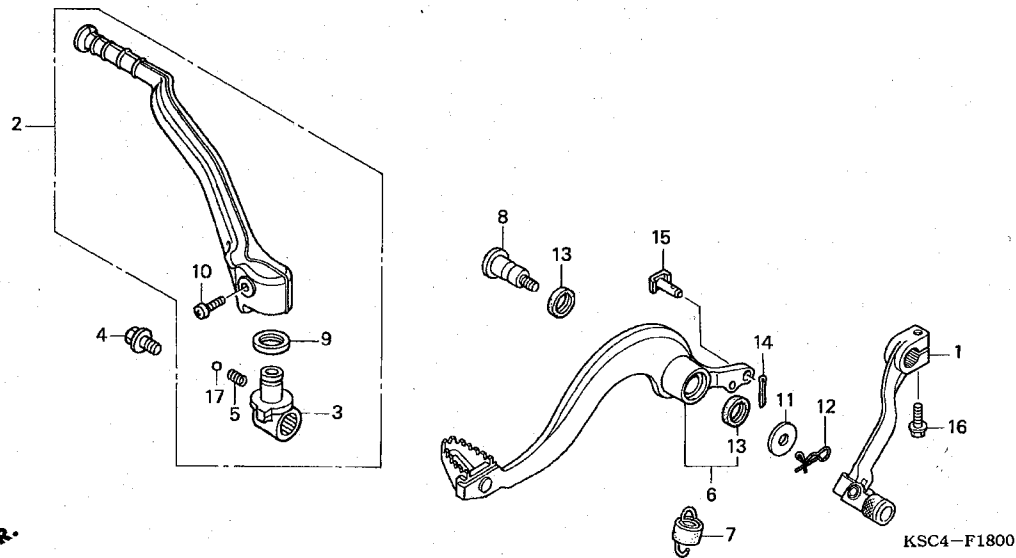
G 9



Ref. No.	L.O.N.	(Relative ref. Number) Description	F.R.T.
2	3131B4	GASKET, EXHAUST PIPE .....	0.2
3	313120	MUFFLER .....	0.2
4	313110	PIPE, EXHAUST .....	0.2
5	3131A6	PROTECTOR, EXHAUST PIPE .....	0.1
6	313121	PROTECTOR, MUFFLER .....	0.1
7	3131C1	ARRESTER, SPARK .....	0.1

Ref. No.	Part No.	Description	Reqd. QTY			Serial No.	Parts catalogue code
			4	5	6		
1	18291-KPS-900	GASKET, EX. MUFFLER .....	1	1	1		
2	18291-MM5-860	GASKET, EX. PIPE .....	1	1	1		
3	18310-KSC-010	MUFFLER COMP. ....	1	1	1		
4	18320-KSC-000	PIPE COMP., EX. ....	1	1	1		
5	18323-KRN-000	PROTECTOR, EX. PIPE .....	1	1	1		
6	18324-KRN-000	PROTECTOR, MUFFLER .....	1	1	1		
7	18355-KSC-000	ARRESTER ASSY. ....	1	1	1		
8	18374-MG7-701	BAND, L. MUFFLER .....	1	1	1		
9	18392-MK4-000	PACKING, MUFFLER .....	1	1	1		
10	19508-KA3-710	NUT, SPRING, 6MM .....	4	4	4		
11	83512-KA4-700	RUBBER, SIDE COVER .....	2	2	2		
12	90101-KCE-000	BOLT, FLANGE, 6X10 .....	4	4	4		
13	90101-KZ3-J50	BOLT, FLANGE, 8X24 .....	1	1	1		
14	90123-KZ4-J40	BOLT, FLANGE, 8X18 .....	1	1	1		
15	90124-KZ4-J40	BOLT, FLANGE, 8X35 .....	1	1	1		
16	90170-MEB-670	BOLT, SPECIAL, 6MM .....	4	4	4		
17	90406-KV3-780	WASHER, 6MM .....	2	2	2		
18	94050-08000	NUT, FLANGE, 8MM .....	2	2	2		
19	94101-08000	WASHER, PLAIN, 8MM .....	1	1	1		
20	94102-08800	WASHER, PLAIN, 8MM .....	1	1	1		

3



Ref. No.	L.O.N.	(Relative ref. Number) Description	F.R.T.
1	4101A1	PEDAL, GEAR CHANGE .....	0.1
2	112107	ARM, KICK STARTER .....	0.1
6	810160	PEDAL, REAR BRAKE .....	0.2

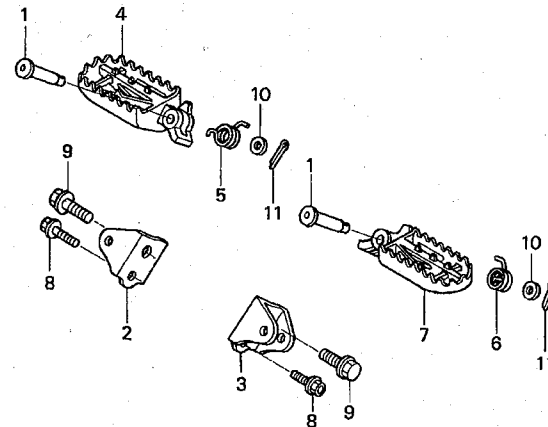
3

Ref. No.	Part No.	Description	Reqd. QTY			Serial No.	Parts catalogue code
			4	5	6		
1	24700-KRN-000	PEDAL COMP., CHANGE .....	1	1	1		
2	28300-KRN-000	ARM ASSY., KICK STARTER .....	1	1	1		
3	28302-KRN-000	JOINT, KICK ARM .....	1	1	1		
4	28306-MEN-670	BOLT, KICK JOINT .....	1	1	1		
5	28333-KK0-000	SPRING, KICK STARTER .....	1	1	1		
6	46510-KSC-000	PEDAL, RR. BRAKE .....	1	1	1		
7	46511-KZ4-J00	SPRING ASSY., RR. BRAKE RETURN .....	1	1	1		
8	46513-KSC-000	SHAFT, BRAKE PIVOT .....	1	1	1		
9	46525-KK0-003	DUST SEAL, 17X20X2.5 .....	1	1	1		
10	90103-KRN-000	BOLT, KICK ARM .....	1	1	1		
11	90404-MEN-670	WASHER, 26X9 .....	1	1	1		
12	90705-PFF-300	PIN, SNAP, 8MM .....	1	1	1		
13	91251-444-000	DUST SEAL, 15X20X2.5 .....	2	2	2		
14	94201-20120	PIN, SPLIT, 2.0X12 .....	1	1	1		
15	95015-54000	PIN D, JOINT .....	1	1	1		
16	96001-06022-00	BOLT, FLANGE, 6X22 .....	1	1	1		
17	96211-08000	BALL, STEEL, #8 (1/4) .....	1	1	1		

F-19

STEP

G11



← MFR.

KSC4-F1900

Ref. No.	L.O.N.	(Relative ref. Number) Description	F.R.T.
2	4101C4	BRACKET, STEP :RIGHT .....	0.2
	4101N7	BRACKET, STEP :BOTH .....	0.3
3	4101C3	BRACKET, STEP :LEFT .....	0.2
4	4101C6	BAR, MAIN STEP :RIGHT .....	0.1
	4101J1	BAR, MAIN STEP :BOTH .....	0.2
7	4101C5	BAR, MAIN STEP :LEFT .....	0.1

Ref. No.	Part No.	Description	Reqd. QTY			Serial No.	Parts catalogue code
			4	5	6		
1	50603-KZ4-J40	PIN, STEP JOINT .....	2	2	2		
2	50610-MEN-670	BRACKET, R. STEP .....	1	-	-		
			-	1	-	----- DK	
	50610-MEN-671	.....	-	1	-	5K111702 ED	
			-	-	1	5K111703 ----- ED	
3	50611-MEN-670	BRACKET, L. STEP .....	1	-	-		
			-	1	-	----- DK	
			-	1	-	5K111702 ED	
	50611-MEN-671	.....	-	1	-	5K111703 ----- ED	
			-	-	1		
4	50616-MEN-670	ARM, R. STEP .....	1	1	1		
5	50617-KZ4-J40	SPRING, R. STEP RETURN .....	1	1	1		
6	50618-KZ4-J40	SPRING, L. STEP RETURN .....	1	1	1		
7	50642-MEN-670	ARM, L. STEP .....	1	1	1		
8	90101-KZ3-J50	BOLT, FLANGE, 8X24 .....	2	2	2		
9	90101-KZ4-J40	BOLT, STEP, 12MM .....	2	2	2		
10	94102-08800	WASHER, PLAIN, 8MM .....	2	2	2		
11	94201-25150	PIN, SPLIT, 2.5X15 .....	2	2	2		

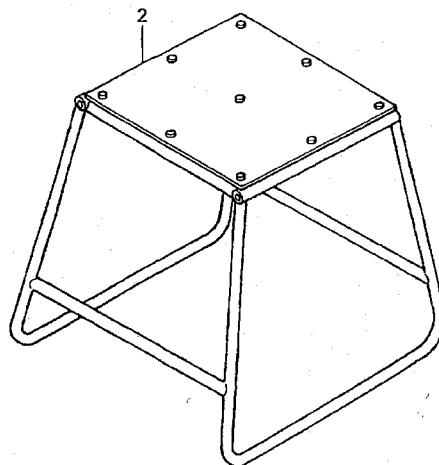
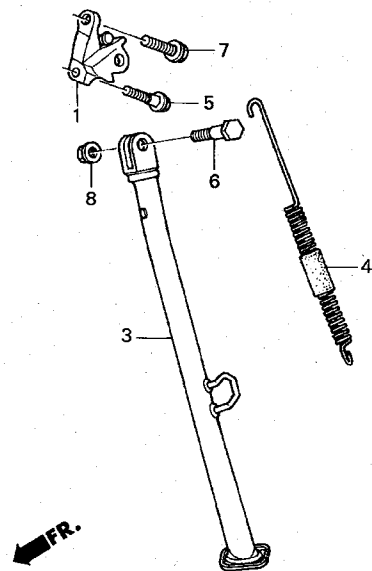
3



F-20

STAND

G12

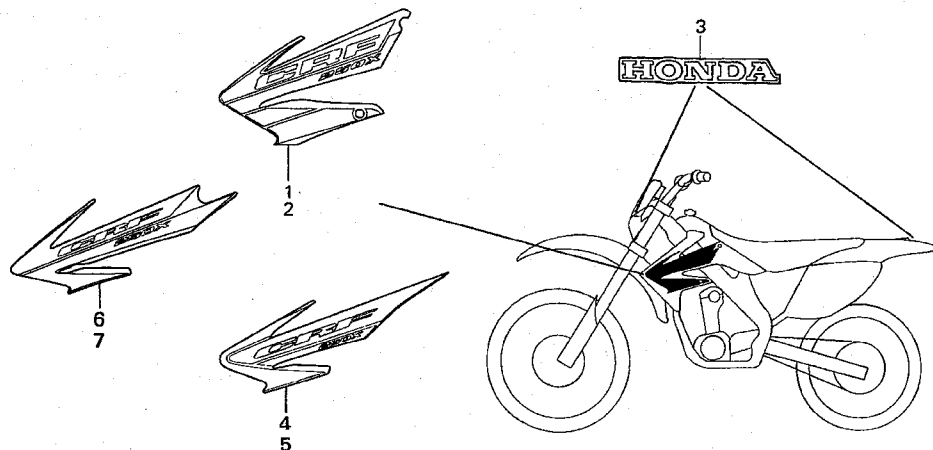


KSC3-F2000

Ref. No.	L.O.N.	(Relative ref. Number) Description	F.R.T.
1	410181	BRACKET, SIDE STAND .....	0.2
3	410180	BAR, SIDE STAND .....	0.2
4	410182	SPRING, SIDE STAND .....	0.1

3

Ref. No.	Part No.	Description	Reqd. QTY			Serial No.	Parts catalogue code
			4	5	6		
1	50125-KSC-000	BRACKET, SIDE STAND .....	1	1	1		
2	50500-KA3-820	STAND COMP., MAIN .....	(1)	(1)	(1)		
3	50530-KSC-000	BAR, SIDE STAND .....	1	1	1		
4	50540-KSC-000	SPRING ASSY., SIDE STAND ....	1	1	1		
5	90101-KZ3-J50	BOLT, FLANGE, 8X24 .....	1	1	1		
6	90108-MJ0-000	BOLT, SIDE STAND PIVOT .....	1	1	1		
7	90122-MEN-670	BOLT, 10X24 .....	1	1	1		
8	90304-GE8-003	NUT, U, 10MM .....	1	1	1		



KSC3-F3100A

Ref. No.	L.O.N.	(Relative ref. Number) Description	F.R.T.
----------	--------	---------------------------------------	--------

NO INFORMATION .....

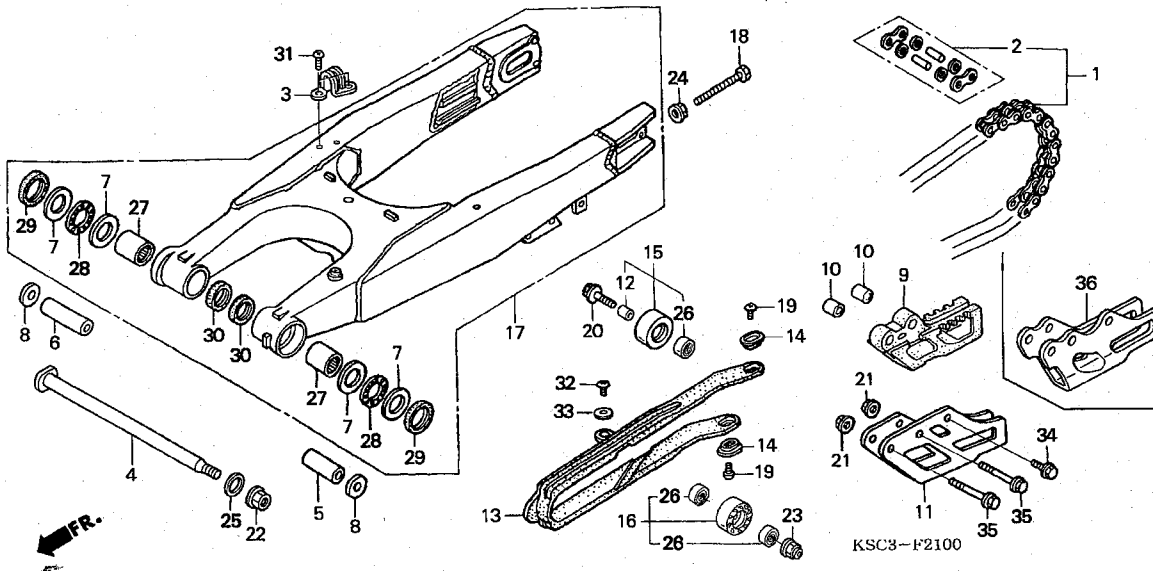
Ref. No.	Part No.	Description	Reqd. QTY			Serial No.	Parts catalogue code
			4	5	6		
1	87126-KSC-000ZA	MARK, R. RADIATOR SHROUD *TYPE1*	1	-	-		
2	87127-KSC-000ZA	MARK, L. RADIATOR SHROUD *TYPE1*	1	-	-		
3	87130-GEL-A00ZA	MARK *TYPE1*(HONDA) .....	2	2	2		
4	87126-KSC-730ZA	MARK, R. RADIATOR SHROUD *TYPE1*	-	1	-		
5	87127-KSC-730ZA	MARK, L. RADIATOR SHROUD *TYPE1*	-	1	-		
6	87126-KSC-A00ZA	MARK, R. RADIATOR SHROUD *TYPE1*	-	-	1		
7	87127-KSC-A00ZA	MARK, L. RADIATOR SHROUD *TYPE1*	-	-	1		

3

F-21

SWINGARM

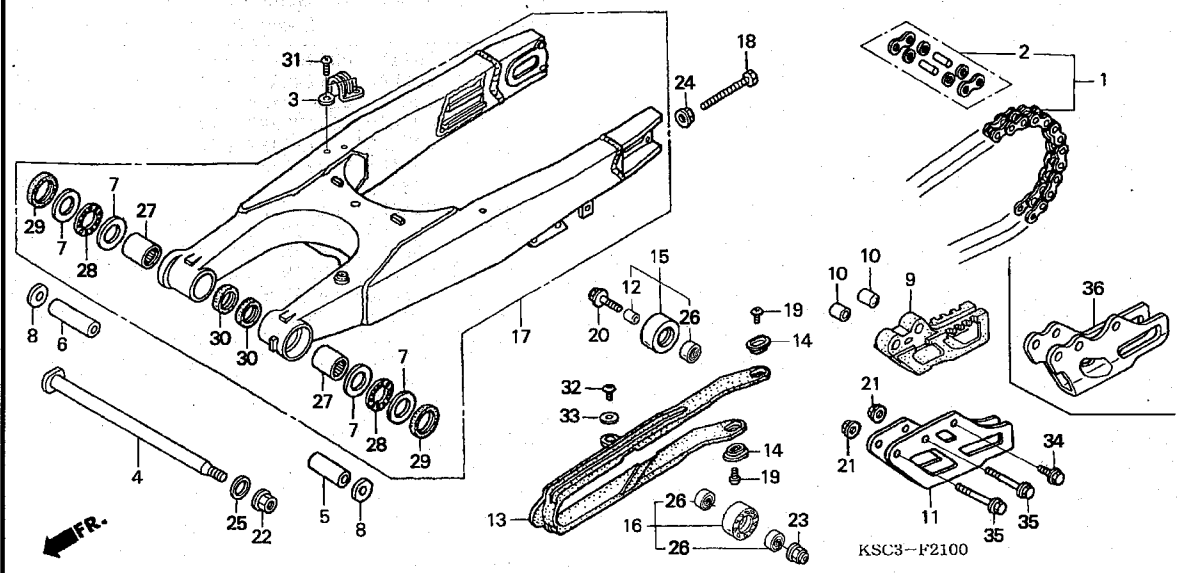
G13



Ref. No.	L.O.N.	(Relative ref. Number) Description	F.R.T.
1	213165	CHAIN, DRIVE .....	0.5
5	5121B1	COLLAR, SWINGARM PIVOT :LEFT - .NOTE: Same time for two units	0.8
	5121G8	COLLAR, SWINGARM PIVOT :BOTH -	0.8
6	5121B2	COLLAR, SWINGARM PIVOT :RIGHT .NOTE: Same time for two units	0.8
9	4101E2	GUIDE, DRIVE CHAIN .....	0.1
13	4101E5	SLIDER, CHAIN .....	0.3
15	4101E4	ROLLER, CHAIN TENSIONER .....	0.1
16	4101E3	ROLLER, CHAIN LOWER .....	0.1
17	5121B0	SWINGARM ASSEMBLY .....	1.1
27	5121C8	BEARING, SWINGARM PIVOT :LEFT	1.1
	5121C9	BEARING, SWINGARM PIVOT :RIGHT	1.1
	5121D0	BEARING, SWINGARM PIVOT :BOTH	1.2

Ref. No.	Part No.	Description	Reqd. QTY			Serial No.	Parts catalogue code
			4	5	6		
1	06405-KSC-003	CHAIN SET, DRIVE (DID520MXV-120L)	1	1	1		
2	40545-KSC-003	JOINT, DRIVE CHAIN .....	1	1	1		
3	43468-KZ3-B00	GUIDE, RR. BRAKE HOSE .....	1	1	1		
4	52101-KZ4-J40	SHAFT, SWINGARM PIVOT .....	1	1	1		
5	52141-KZ3-J40	COLLAR, SWINGARM, 49MM .....	1	1	1		
6	52141-KZ4-J40	COLLAR, SWINGARM PIVOT (59MM)	1	1	1		
7	52143-KZ3-860	WASHER, SWINGARM SIDE .....	4	4	4		
8	52143-KZ4-J40	COLLAR, SWINGARM PIVOT SIDE ..	2	2	2		
9	52146-MEN-000	GUIDE, CHAIN .....	1	1	-		
	52146-KRN-711	.....	-	-	1		
10	52148-MEN-000	COLLAR, CHAIN GUIDE .....	2	2	2		
11	52156-ML3-910	PLATE, CHAIN GUIDE .....	1	1	-		
12	52160-MEN-000	COLLAR, CHAIN TENSIONER .....	1	1	1		
13	52170-MEB-750	SLIDER, CHAIN .....	1	1	-		
	52170-KRN-710	.....	-	-	1		
14	52171-KR6-000	WASHER, CHAIN SLIDER .....	2	2	2		
15	52175-KSK-000	ROLLER, CHAIN (32) .....	1	1	1		
16	52176-KZ3-J40	ROLLER COMP., CHAIN LOWER ...	1	1	-		
	52176-KRN-710	ROLLER COMP., CHAIN LOWER (34MM)	-	-	1		
17	52200-KSR-J00	SWINGARM SUB ASSY., RR. ....	1	1	-		
	52200-KSC-A00	.....	-	-	1		
18	90105-MEN-000	BOLT, HEX., 8X47.5 .....	2	2	2		
19	90115-KV3-700	SCREW, PAN, 5X8 .....	2	2	2		
20	90124-MEB-770	BOLT, FLANGE, 8X32 .....	1	1	1		





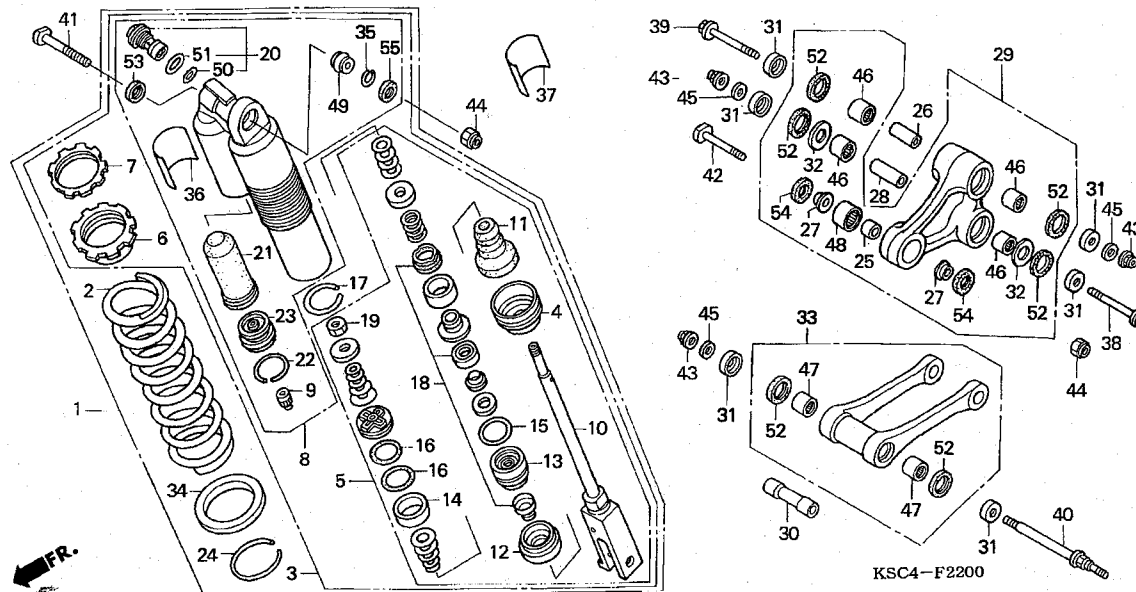
Ref. No.	Part No.	Description	Reqd. QTY			Serial No.	Parts catalogue code
			4	5	6		
21	90301-473-003	NUT, U, 6MM	2	2	2		
22	90305-KZ3-B01	NUT, U, HEX. 14MM	1	1	1		
23	90309-ML3-791	NUT, U, 8MM	1	1	-		
	90301-473-003	NUT, U, 6MM	-	-	1		
24	90309-357-000	NUT, HEX., 8MM	2	2	2		
25	90501-GBL-730	WASHER, 14MM	1	1	1		
26	91011-GCT-003	BEARING, RADIAL BALL, 608UU	3	3	3		
27	91071-MJO-003	BEARING, NEEDLE (NTN)	2	2	2		
28	91072-KZ3-861	BEARING, NEEDLE THRUST	2	2	2		
29	91253-KZ3-861	DUST SEAL, 30X37X4	2	2	2		
30	91283-ML7-003	DUST SEAL, 22X29X4 (ARAI)	2	2	2		
31	93500-05008-0A	SCREW, PAN, 5X8	2	2	2		
32	93500-05008-0G	SCREW, PAN, 5X8	1	1	1		
33	94103-05700	WASHER, PLAIN, 5MM	1	1	1		
34	96001-06012-00	BOLT, FLANGE, 6X12	1	1	1		
35	96001-06050-00	BOLT, FLANGE, 6X50	2	2	2		
36	52147-KRN-710	PLATE, CHAIN GUIDE	-	-	1		

3

# F-22

# REAR CUSHION

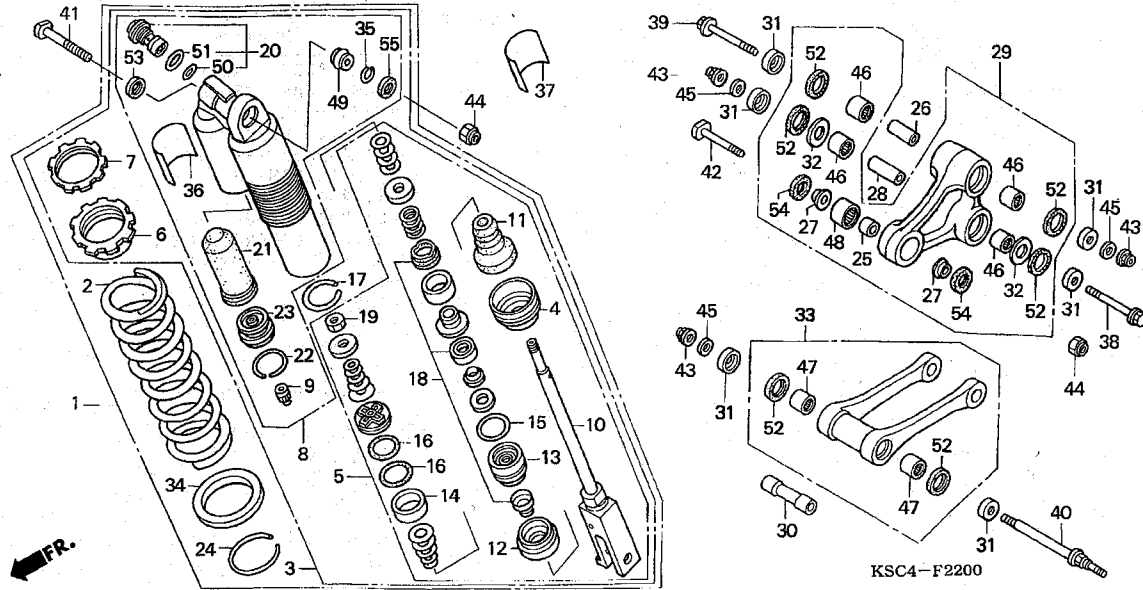
G15



Ref. No.	L.O.N.	(Relative ref. Number) Description	F.R.T.
1	512115	CUSHION ASSY., REAR .....	0.5
2	5121B9	SPRING, REAR CUSHION .....	0.7
3	5121D2	DAMPER, REAR .....	0.8
5	5121H0	ROD ASSY., REAR DAMPER .....	1.1
8	5121D9	CASE, DAMPER .....	1.1
10	5121E1	ROD, REAR DAMPER .....	1.3
13		(4,11,12,14,15,16,18,19)	
	5121H1	CASE, ROD GUIDE .....	1.3
20	5121D8	ADJUSTER, COMPRESSION DAMPING FORCE .....	0.9
21		(23)	
	5121E0	BLADDER .....	0.9
29		(26,28)	
	512140	ARM, CUSHION .....	0.5
33		(30)	
	512145	ROD, CUSHION CONNECTING .....	0.3
46		(48)	
	512146	BEARING, CUSHION ARM .....	0.7
	5121D3	BEARING, CUSHION ARM :FOR 1 VEHICLE .....	1.1
47	5121D4	BEARING, CUSHION CONNECTING ROD .....	0.5
	5121D4A	.Replace 1 bearing add .....	0.1
49	5121D1	BEARING, REAR CUSHION .....	0.7

Ref. No.	Part No.	Description	Reqd. QTY			Serial No.	Parts catalogue code
			4	5	6		
1	52400-KSC-003	CUSHION ASSY., RR. ....	1	1	-		
	52400-KSC-A01	.....	-	-	1		
2	52401-KSC-003	SPRING, RR. CUSHION (SHOWA) (47.1N/MM,4.8KGF/MM)	1	1	1		
	52401-KZ3-J41	SPRING, RR. CUSHION (SHOWA) (48N/MM,4.9KGF/MM)	(1)	(1)	(1)		
	52402-KZ3-J21	SPRING, RR. CUSHION (SHOWA) (44.6N/MM,4.55KGF/MM)	(1)	(1)	(1)		
	52403-KZ3-J41	SPRING, RR. CUSHION (SHOWA) (51N/MM,5.2KGF/MM)	(1)	(1)	(1)		
3	52410-KSC-003	DAMPER COMP., RR. ....	1	1	-		
	52410-KSC-A01	.....	-	-	1		
4	52419-KZ3-J21	STOPPER, SPRING SEAT .....	1	1	1		
5	52421-KSC-003	ROD COMP., PISTON .....	1	1	-		
	52421-KSC-A01	.....	-	-	1		
6	52422-KZ3-J31	ADJUSTER, SPRING .....	1	1	1		
7	52423-KZ3-J21	NUT, ADJUSTER .....	1	1	1		
8	52425-KRN-671	CASE COMP., DAMPER .....	1	1	-		
	52425-MEY-671	.....	-	-	1		
9	52425-381-771	CAP, AIR VALVE .....	1	1	1		
10	52426-KSC-003	ROD COMP. ....	1	1	-		
	52426-KSC-A01	.....	-	-	1		
11	52427-KZ3-891	RUBBER, STOPPER .....	1	1	1		
12	52428-KZ3-J31	PLATE, END .....	1	1	-		
	52428-KRN-711	.....	-	-	1		
13	52429-KSC-003	CASE COMP., ROD GUIDE .....	1	1	-		
	52429-KZ3-J41	.....	-	-	1		





Ref. No.	Part No.	Description	Reqd. QTY			Serial No.	Parts catalogue code
			4	5	6		
14	52431-KZ3-J31	RING, PISTON .....	1	1	1		
15	52434-KZ3-J21	O-RING, 3.5X43.7 .....	1	1	1		
16	52434-KZ3-J31	O-RING, 42.5X2.0 .....	2	2	2		
17	52435-KZ3-J21	RING, STOPPER .....	1	1	1		
18	52436-KSC-003	OIL SEAL SET .....	1	1	-		
	52436-MEN-671	.....	-	-	1		
19	52438-KA4-741	NUT, HEX., 12MM .....	1	1	1		
20	52440-MEN-671	ADJUSTER, COMPRESSION DAMPING FORCE .....	1	1	1		
21	52451-KZ3-891	BLADDER .....	1	1	1		
22	52452-KS7-831	RING, STOPPER .....	1	1	1		
23	52453-KS7-831	CAP COMP., CHAMBER .....	1	1	-		
	52453-KRN-711	.....	-	-	1		
24	52455-KZ3-J21	RING, STOPPER .....	1	1	1		
25	52463-KZ4-B00	COLLAR D, CUSHION .....	1	1	-		
	52464-KRN-710	COLLAR D, CUSHION ARM .....	-	-	1		
26	52463-KZ4-J40	COLLAR C, CUSHION ARM .....	1	1	1		
27	52464-KZ4-B00	COLLAR D, CUSHION SIDE .....	2	2	-		
	52466-KRN-710	COLLAR D, CUSHION ARM SIDE ..	-	-	2		
28	52464-KZ4-J20	COLLAR B, CUSHION .....	1	1	1		
29	52465-KSC-000	ARM SUB ASSY., CUSHION .....	1	1	-		
	52465-KSR-710	.....	-	-	1		
30	52473-KZ4-J20	COLLAR A, CONNECTING ROD ....	1	1	1		
31	52475-KZ4-J20	COLLAR, LINK SIDE .....	6	6	6		
32	52476-KZ4-J20	WASHER, THRUST .....	2	2	2		

3

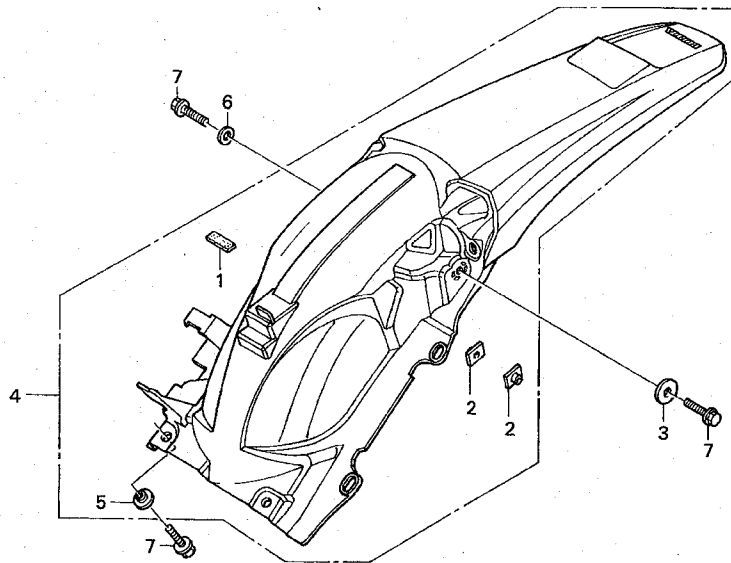
F-22

REAR CUSHION

H 1

Ref. No.	Part No.	Description	Reqd. QTY			Serial No.	Parts catalogue code
			4	5	6		
33	52479-KZ4-J40	ROD SUB ASSY., CUSHION					
		CONNECTING	1	1	-		
	52479-KSR-710	.....	-	-	1		
34	52486-KZ3-J21	SEAT, SPRING .....	1	1	1		
35	52487-KA4-831	RING, STOPPER .....	1	1	1		
36	87516-KZ1-600	LABEL, RR. DAMPER WARNING ...	1	1	1		
37	87516-KZ1-881	LABEL, RR. DAMPER WARNING (FRENCH)	1	1	-	-----	ED
		.....	-	-	1		
38	90130-KZ4-J20	BOLT, LINK, 12X96 .....	1	1	1		
39	90130-KZ4-J40	BOLT, LINK, 12X81.5 .....	1	1	1		
40	90131-KZ4-J40	BOLT, LINK, 12X120 .....	1	1	-		
	90131-MEY-000	.....	-	-	1		
41	90152-MEB-750	BOLT, CUSHION UPPER, 10X53 ..	1	1	1		
42	90153-KZ4-710	BOLT, CUSHION LOWER, 10X43.5	1	1	1		
43	90306-KBP-901	NUT, U, 12MM .....	3	3	3		
44	90306-KZ4-711	NUT, U, 10MM .....	2	2	2		
45	90501-KZ4-J40	WASHER, PLAIN, 12MM .....	3	3	-		
	90501-KRN-710	.....	-	-	3		
46	91051-KSC-003	BEARING, NEEDLE, 20X26X15 ...	4	4	4		
47	91053-KZ4-J21	BEARING, NEEDLE, 20X26X14 ...	2	2	2		
48	91074-KZ4-B01	BEARING, NEEDLE, 19X26X15 ...	1	1	-		
	91074-KRN-711	BEARING, NEEDLE, 19X26X13 ...	-	-	1		
49	91074-MAC-741	BEARING, SPHERICAL, 10 .....	1	1	1		
50	91256-KZ3-731	O-RING, 21.5X1.5 .....	1	1	1		
51	91257-KZ3-891	O-RING, 26.2X1.9 .....	1	1	1		
52	91262-KZ3-731	DUST SEAL, 25X32X4 .....	6	6	6		
53	91351-KZ3-731	DUST SEAL, RR. CUSHION PIVOT	1	1	1		
54	91351-KZ4-B01	DUST SEAL, 17X26X3 .....	2	2	-		
	91351-KRN-711	DUST SEAL, 17.5X26X3 .....	-	-	2		
55	91351-MAC-671	DUST SEAL, 16X26X3 .....	1	1	1		

3



Ref. No.	L.O.N.	(Relative ref. Number) Description	F.R.T.
4	413102	FENDER, REAR .....	0.5

3

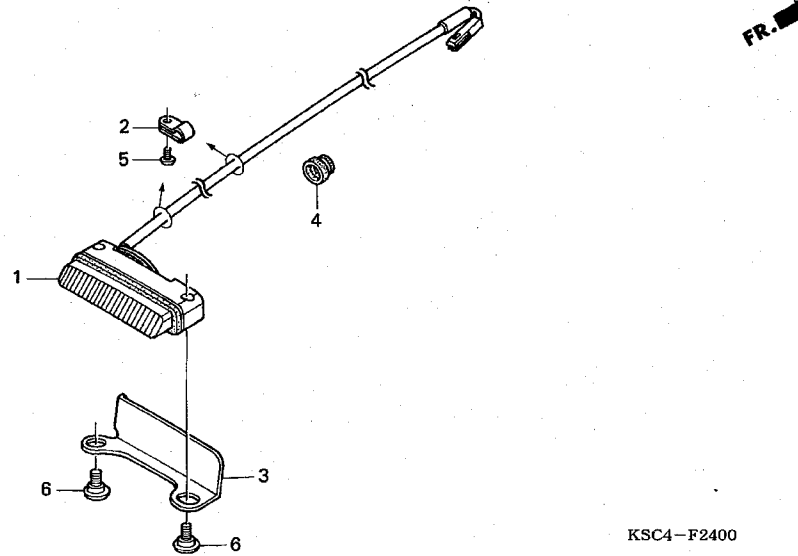
Ref. No.	Part No.	Description	Reqd. QTY			Serial No.	Parts catalogue code
			4	5	6		
1	50283-KSC-300	RUBBER, BATTERY .....	1	1	1		
2	61304-958-003	NUT, SPECIAL, 6X7 .....	2	2	2		
3	77302-124-000	WASHER, SEAT MOUNTING .....	1	1	1		
4	80101-KSC-000ZB	FENDER SET, RR. *TYPE1*(WL) -	1	1	1		
5	90503-KRN-000	COLLAR, RR. FENDER .....	2	2	2		
6	94101-06800	WASHER, PLAIN, 6MM .....	1	1	1		
7	96001-06016-00	BOLT, FLANGE, 6X16 .....	4	4	4		



F-24

TAILLIGHT

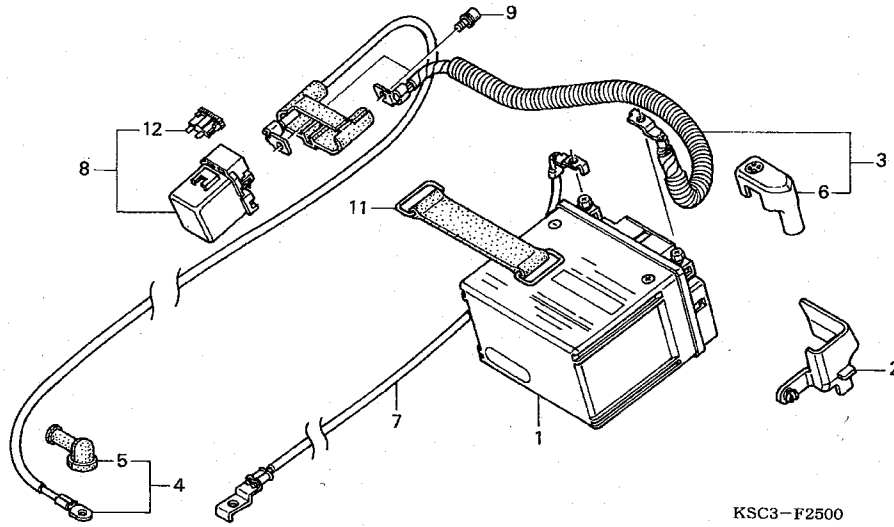
H 3



Ref. No.	L.O.N.	(Relative ref. Number) Description	F.R.T.
1	(3) 6161D5	TAILLIGHT UNIT .....	0.2

Ref. No.	Part No.	Description	Reqd. QTY			Serial No.	Parts catalogue code
			4	5	6		
1	33701-KSC-671	TAILLIGHT UNIT .....	1	1	-		
	33701-KSC-A00	.....	-	-	1		
2	37215-KAF-008	CLAMP .....	2	2	2		
3	80130-KSC-000	STAY, TAILLIGHT .....	1	1	1		
4	83501-MG7-000	GROMMET, SIDE COVER .....	1	1	1		
5	90102-SP1-003	SCREW, TAPPING, 4X8(P0) .....	2	2	2		
6	90380-KSC-000	SCREW, SPECIAL, 5X9.5 .....	2	2	2		

3



Ref. No.	L.O.N.	(Relative ref. Number) Description	F.R.T.
1	610100	BATTERY .....	0.2
3	610105	CABLE, POSITIVE BATTERY .....	0.2
4	612115	CABLE, STARTER MOTOR .....	0.3
7	610110	CABLE, NEGATIVE BATTERY .....	0.3
8	615113	SWITCH, STARTER MAGNETIC .....	0.4

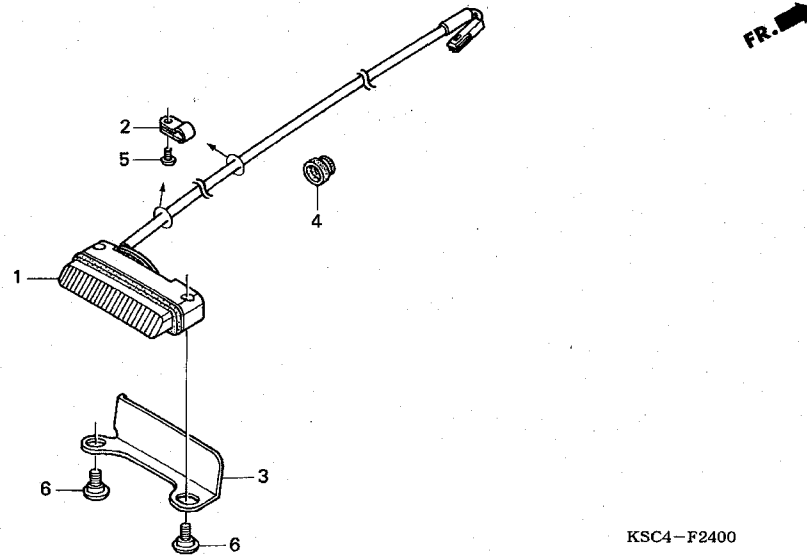
3

Ref. No.	Part No.	Description	Reqd. QTY			Serial No.	Parts catalogue code
			4	5	6		
1	31500-KY4-905	BATTERY (YTX5L-BS) (YUASA) ...	1	1	1		
2	31505-KSC-000	COVER, BATTERY TERMINAL .....	1	1	1		
3	32401-KSC-670	CABLE, STARTER MAGNETIC BATTERY	1	1	1		
4	32410-KSC-670	CABLE, STARTER MOTOR .....	1	1	1		
5	32411-253-000	COVER, STARTER MOTOR TERMINAL	1	1	1		
6	32414-MCF-000	COVER, BATTERY TERMINAL .....	1	1	1		
7	32601-KSC-670	CABLE, BATTERY EARTH .....	1	1	1		
8	35850-KK6-740	SWITCH ASSY., STARTER MAGNETIC	1	1	1		
9	90111-MR5-000	BOLT, SOCKET, 5X9 .....	2	2	2		
11	95012-13001	BAND B2, BATTERY .....	1	1	1		
12	98200-31500	FUSE, BLADE (15A) .....	1	1	1		

F-24

TAILLIGHT

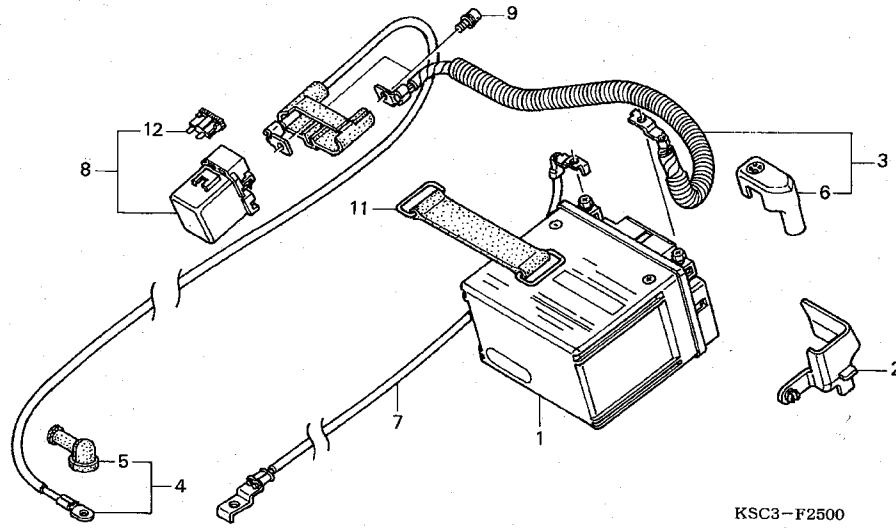
H 3



Ref. No.	L.O.N.	(Relative ref. Number) Description	F.R.T.
1	(3) 6161D5	TAILLIGHT UNIT .....	0.2

Ref. No.	Part No.	Description	Reqd. QTY			Serial No.	Parts catalogue code
			4	5	6		
1	33701-KSC-671	TAILLIGHT UNIT .....	1	1	-		
	33701-KSC-A00	.....	-	-	1		
2	37215-KAF-008	CLAMP .....	2	2	2		
3	80130-KSC-000	STAY, TAILLIGHT .....	1	1	1		
4	83501-MG7-000	GROMMET, SIDE COVER .....	1	1	1		
5	90102-SP1-003	SCREW, TAPPING, 4X8(P0) .....	2	2	2		
6	90380-KSC-000	SCREW, SPECIAL, 5X9.5 .....	2	2	2		

3



Ref. No.	L.O.N.	(Relative ref. Number) Description	F.R.T.
1	610100	BATTERY .....	0.2
3	610105	CABLE, POSITIVE BATTERY .....	0.2
4	612115	CABLE, STARTER MOTOR .....	0.3
7	610110	CABLE, NEGATIVE BATTERY .....	0.3
8	615113	SWITCH, STARTER MAGNETIC .....	0.4

3

Ref. No.	Part No.	Description	Reqd. QTY			Serial No.	Parts catalogue code
			4	5	6		
1	31500-KY4-905	BATTERY (YTX5L-BS) (YUASA) ...	1	1	1		
2	31505-KSC-000	COVER, BATTERY TERMINAL .....	1	1	1		
3	32401-KSC-670	CABLE, STARTER MAGNETIC BATTERY	1	1	1		
4	32410-KSC-670	CABLE, STARTER MOTOR .....	1	1	1		
5	32411-253-000	COVER, STARTER MOTOR TERMINAL	1	1	1		
6	32414-MCF-000	COVER, BATTERY TERMINAL .....	1	1	1		
7	32601-KSC-670	CABLE, BATTERY EARTH .....	1	1	1		
8	35850-KK6-740	SWITCH ASSY., STARTER MAGNETIC	1	1	1		
9	90111-MR5-000	BOLT, SOCKET, 5X9 .....	2	2	2		
11	95012-13001	BAND B2, BATTERY .....	1	1	1		
12	98200-31500	FUSE, BLADE (15A) .....	1	1	1		